

Wick PRO Remote

Instruction manual

wick[®]
by Graypants



IP20

Model	Wick PRO Remote
Dimensions & Weight	Ø 6 cm × H 1,7 cm / 32 grams
Materials used	Plastic, Silicone, Metal
IP rating	IP20 (suitable for indoor use only)
Battery type	CR2430 - 3V
Control	Multiple paired Wick Pro within a 10 meter range with no partition in between
Certification	CE / UKCA / RoHS / FCC

Included in the package:

- Wick PRO Remote
- Wick PRO Remote Instruction manual

Light control

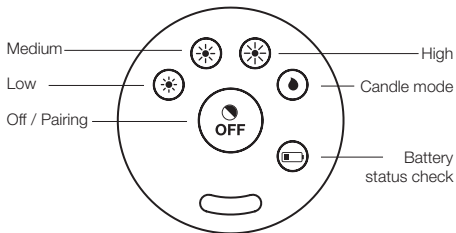
The Wick PRO Remote has three brightness settings, a candle mode, and a battery status check mode.

Press the button of the desired mode to control all paired Wick PRO lamps simultaneously. Stay within a range of up to 10 m for reliable operation.

Press the battery status button to check which lamps need charging:

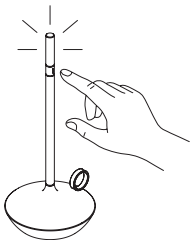
- Lamps with a battery level above 10% will switch to high mode.
- Lamps with a battery level below 10% will flash.

If not all Wick PRO lamps respond, press the button a second time, this can happen due to the presence of other radiographic devices nearby.



Pairing your Wick PRO

In order for the Wick PRO to respond to the remote, they need to be paired. One remote can pair with up to 100 Wick PRO's.

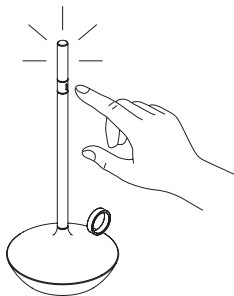


1. Hold the touch ring for 8s until the Wick PRO starts flashing.



2. Hold the OFF button until the Wick PRO stops flashing. Flashing will stop automatically after 30 seconds if it is not paired.

Unpairing your Wick PRO

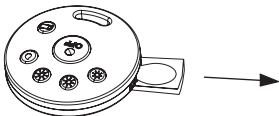


To unpair your Wick PRO, simply hold the touch ring for 8s until Wick PRO flashes once.

Replacing the battery

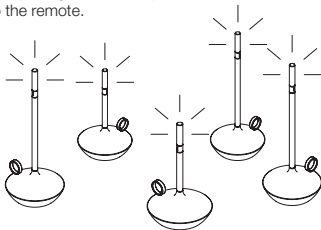
The battery can be replaced by opening the slid on the side of the Wick remote.

The Wick remote uses a CR2430 battery to run.



Important to know

Multiple Wick PRO's can be in pairing mode at the same time. To pair multiple Wicks, please hold the OFF button always, then set Wick in pairing mode. Multiple wicks can be simultaneously paired to the remote.



Note: After not using Wick PRO for more than 8 days, Wick PRO goes into energy saving mode and will take more time to recognise the signal from the remote. After more than 21 days, it will go into deep energy saving mode. Please touch the physical switch or charge it to wake it up.

FCC warning

This device complies with part 15 of the FCC Rules. Operation is subject to the following two conditions:

- (1) This device may not cause harmful interference.
- (2) this device must accept any interference received, including interference that may cause undesired operation.

Note: This equipment has been tested and found to comply with the limits for a Class B digital device, pursuant to part 15 of the FCC rules. These limits are designed to provide reasonable protection against harmful interference in a residential installation. This equipment generates, uses and can radiate radio frequency energy and, if not installed and used in accordance with the instructions, may cause harmful interference to radio communications. However, there is no guarantee that interference will not occur in a particular installation.

If this equipment does cause harmful interference to radio or television reception, which can be determined by turning the equipment off and on, the user is encouraged to try to correct the interference by one or more of the following

measures:

- Reorient or relocate the receiving antenna.
- Increase the separation between the equipment and receiver.
- Connect the equipment into an outlet on a circuit different from that to which the receiver is connected.
- Consult the dealer or an experienced radio/TV technician for help.

Note: The Grantee is not responsible for any changes or modifications not expressly approved by the party responsible for compliance. Such modifications could void the user's authority to operate the equipment.

The device has been evaluated to meet general RF exposure requirement. The device can be used in portable exposure condition without restriction.

Amsterdam

Meeuwenlaan 126B
1021JN Amsterdam
+31 (0) 20 820 8990
amsterdam@graypants.com

Seattle

3220 1st. Ave. S. Suite 400
Seattle, WA 98134
(206) 420-3912
seattle@graypants.com

graypants.com

© 2025 Graypants. All rights reserved.
Wick is a registered trademark of Graypants.