



CARE INSTRUCTIONS

Daily cleaning can be done by wiping the frame with a clean dry cloth. Should the surface need more attention this can be cleaned with water and a light detergent or soap applied with a damp cloth. Wipe after with a clean dry cloth. Avoid any abrasive materials.



For enquiries contact GUBI A/S - CVR: 17940384
Klubiensvej 18-20. 2150 Nordhavn. Copenhagen, Denmark
T +45 69 15 60 60 – order@gubi.com
GUBI.COM

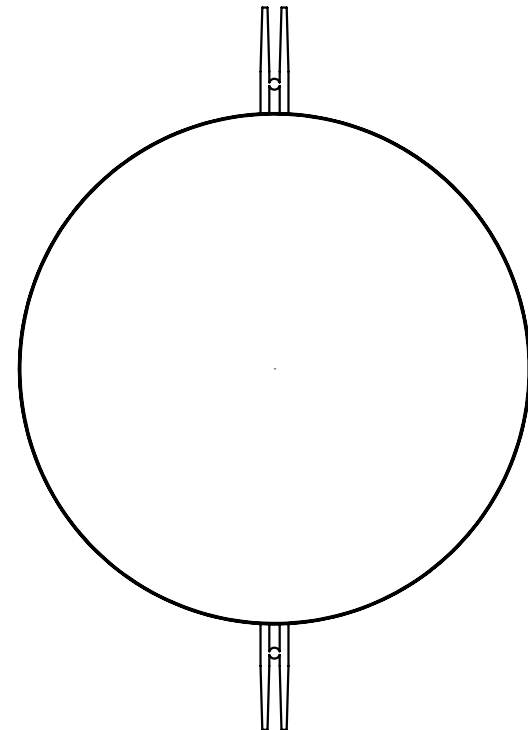
04-20-320-02 Assembly Instructions IOI Wall Mirror

GUBI

ASSEMBLY INSTRUCTIONS

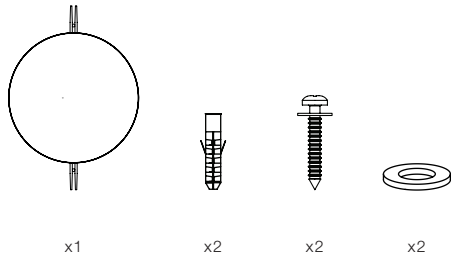
for

IOI Wall Mirror



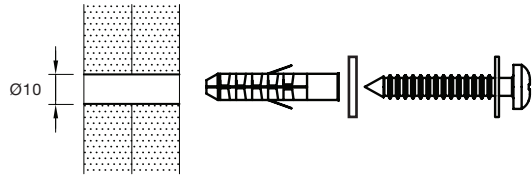
CONTENTS

IOI Wall Mirror

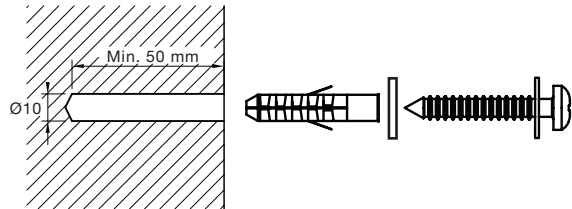


1. How to mount the bracket.

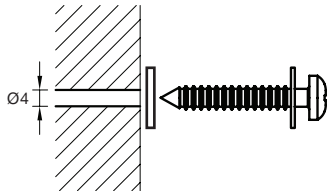
Drywall



Concrete wall




Wooden wall



2.

Hang the mirror onto the screw. (If the mirror hangs vertically, only one screw in the top is necessary.)



2.

It is also possible to mount the mirror horizontally by using two holes with 712 mm distance between them.

