



CARE INSTRUCTIONS

Brush off dust with a soft brush, or use a vacuum cleaner with a brush. Wipe with a damp cloth soaked in warm water and mild detergent. Use only a soft cloth, never sponges or steel wool. Do not use abrasive household cleaners. Do not use acidic or alkaline cleaning materials, glass cleaner or household ammonia.



GUBI A/S

FOR MORE INFORMATION

GUBI.COM

GUBI

HARDWIRING INSTRUCTIONS

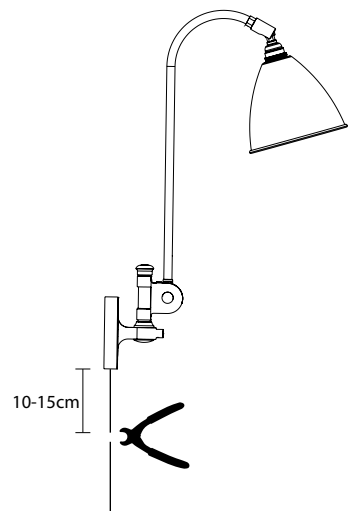
for

BESTLITE BL5, BL6, BL7 & BL10

BESTLITE BL5, BL6, BL7 & BL10

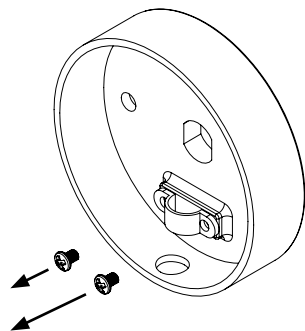
1.

Cut the wire 10-15cm from the base.



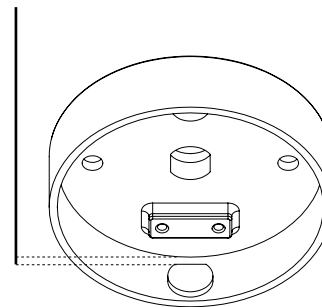
2.

Remove screws.



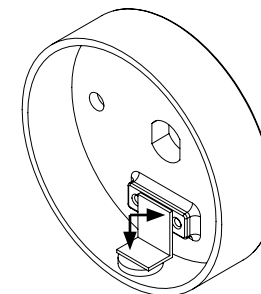
5.

Make sure the straight edge is parallel with the back side of the holder.



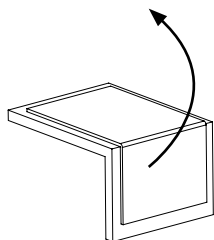
6.

Glue the bracket onto the holder, pressing down and against the back plate.



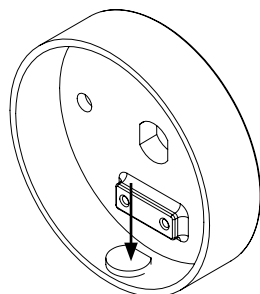
3.

Peel the film on the tape off.



4.

Place the plug in the hole.



7.

Connect the lamp wires to the supply wires.

