

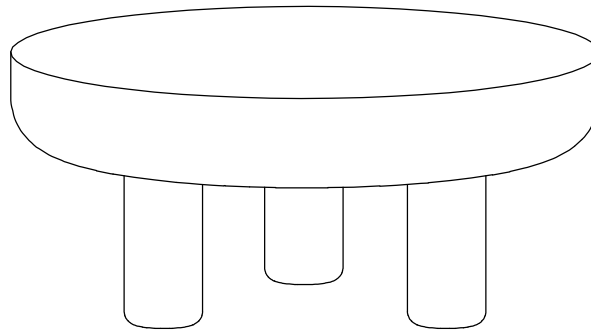
# MOE'S

h o m e   c o l l e c t i o n

## **ASSEMBLY INSTRUCTIONS.**

ROCCA COFFEE TABLE




**ZT - 1035-05**








THANK YOU FOR YOUR PURCHASE!

# PARTS AND HARDWARE.

## PARTS LIST

NO.	DESCRIPTION	IMAGE	QUANTITY
P1	TOP FRAME		1
P2	LEG		3
P3	TOP		1

## HARDWARE LIST

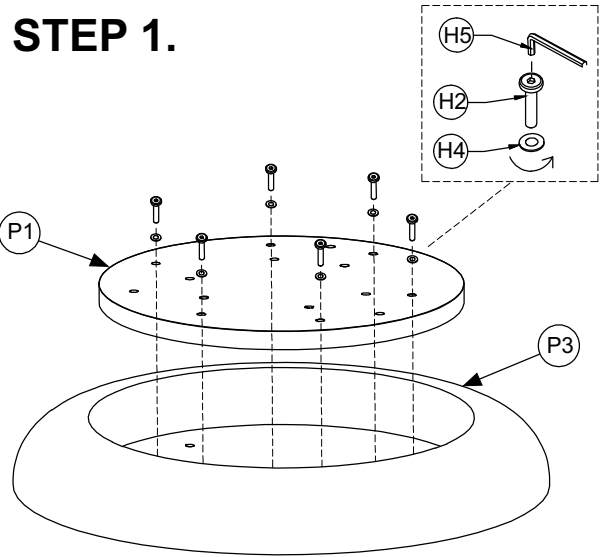
NO.	DESCRIPTION	IMAGE	QUANTITY
H1	BOLT M6 x 25		9
H2	BOLT M6 x 35		6
H3	FLAT WASHER M6 x Ø16		9
H4	FLAT WASHER M6 x Ø30		6
H5	ALLEN KEY		1

## NOTES.

Thank you for purchasing this quality product! Be sure to check all packing material carefully for small part that may have come loose inside the carton during shipping.

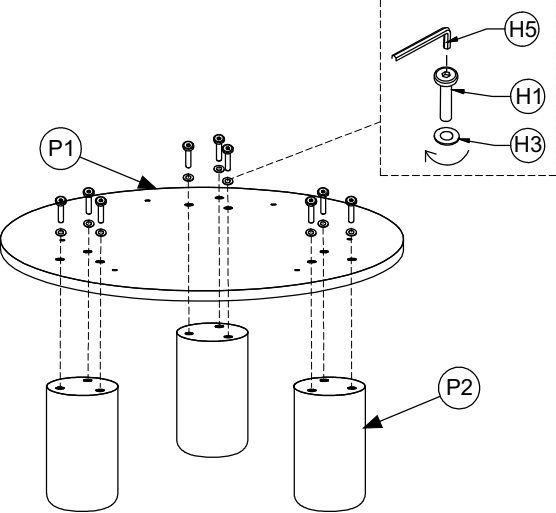
**CAUTION:** The item is heavy, assembly should be performed by two people.

## STEP 1.

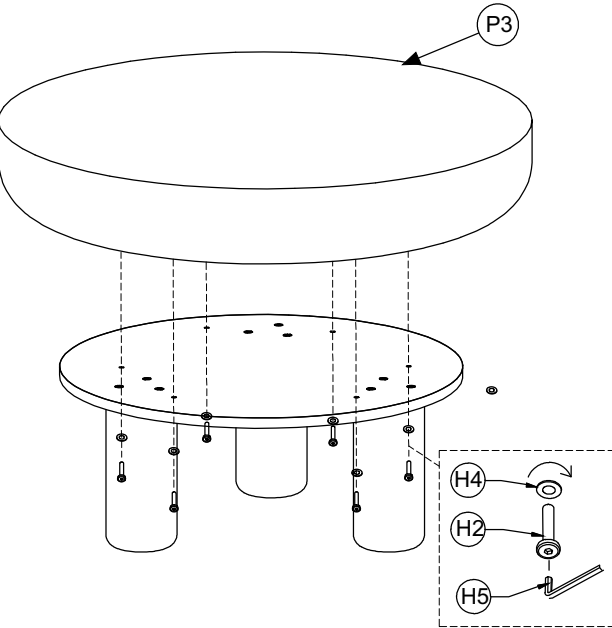


\*Screw the bolts out to take frame out (P1) of top (P3)

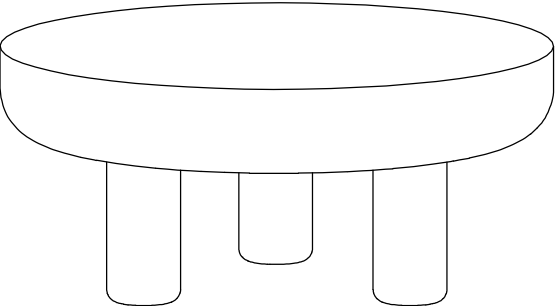
## STEP 2.



## STEP 3.



## STEP 4.



Adjust leveler for balance