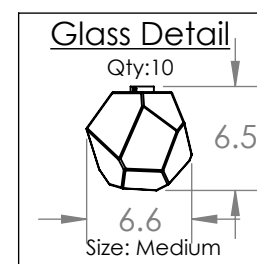
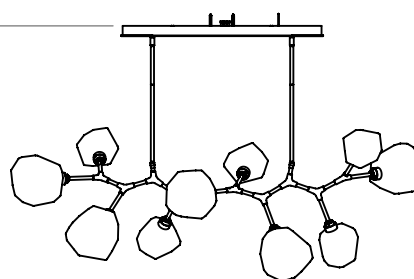
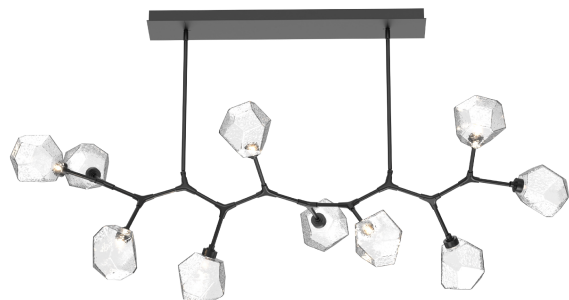
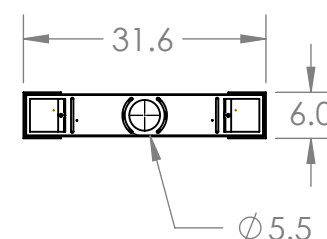
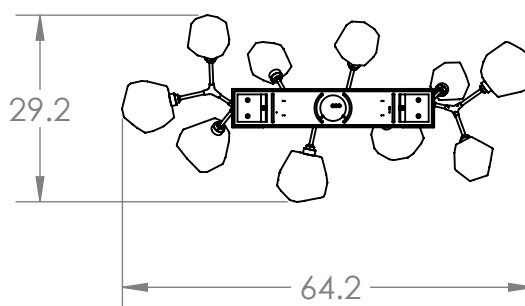


OAH ADJUSTABLE
IN 3" INCREMENTS
FROM 26" TO 83"



Mounting Detail


Mounts to Building Structure



PRODUCT DESCRIPTION

Juxtaposing traditional, organic and modern elements, the 10 Piece Gem Modern Branch linear suspension pairs integrated LED-lit artisan blown glass with hand-polished steel. The look is bold and surprisingly versatile, elevating a range of interiors from modern and contemporary to rustic and transitional.

SCAN FOR MORE
INFORMATION



PRODUCT SPECIFICATION

Construction: Aluminum Branches, Steel Suspension, Blown Glass

Finish Options:



Glass Options:



Suspension Method: Ceiling Mount

Weight(lbs.): 56

UL Rating: Indoor/Dry

Top Diffuser: Closed Glass

Bottom Diffuser: Closed Glass

Light Source: LED

Electrical Qty: 10

Wattage (Watts): 26

Voltage (Volts): 120

Source Lumens: 2332

Dimming: Forward/Reverse Phase to 1%

CCT: 2700K or 3000K

Driver Quantity & Location: 2 Drivers in Canopy

CRI: 93+

Power Factor: >0.9

GENERAL NOTES:

All dimensions are shown in inches unless otherwise stated.

Visit studio.hammerton.com to read about our Lifetime Limited Warranty.

This product may use mixed materials like steel and aluminum in its construction. Transparent finishes may vary between steel and aluminum.

All Hammerton fixtures are handcrafted by artisans. Subtle imperfections reflect the mark of the artisan and should be expected in any handcrafted product. Dimensions may vary up to 7/8".

© Copyright 2022. All rights in design, detail or invention of this drawing are reserved as the property of Hammerton. Any imitation or adaptation without written consent is strictly prohibited.
Hammerton Inc. 217 Wright Brothers Dr. Salt Lake City, UT 84116 (801)973-8095 | studio.hammerton.com | info@hammerton.com