

# HOOKER<sup>®</sup> FURNISHINGS

## ASSEMBLY INSTRUCTION

ITEM: 7228-90867-001-05-6/0-6/6 Bridget Upholstered Headboard

7228-90868-001-05-6/0-6/6 Bridget Upholstered Footboard





7228-90853-001-05-5/0-6/6 Bridget Upholstered Rails

7228-90863-001 6/0 Bridget Upholstered Rails






Thank you for purchasing this quality product. Be sure to unpack carefully looking for small parts which may have come loose during shipment.

Read all instruction and study the drawing carefully before starting the assembly process.

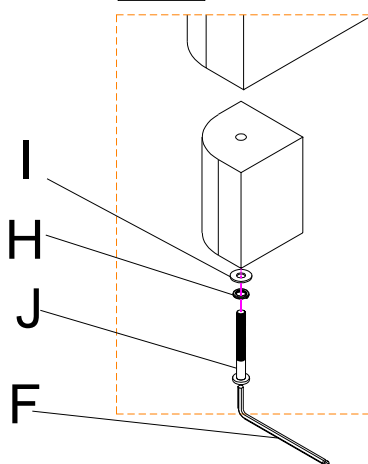
### HARDWARE LIST OF SIDE RAILS

No.	Drawing	Description	Size	Q'ty
A		All thread bolt	Ø5/16"x100mm	8
B		Half Round Washer	Ø5/16"	8
C		Hexagon Nut	Ø5/16"	8
E		Wrench	D12mm	1

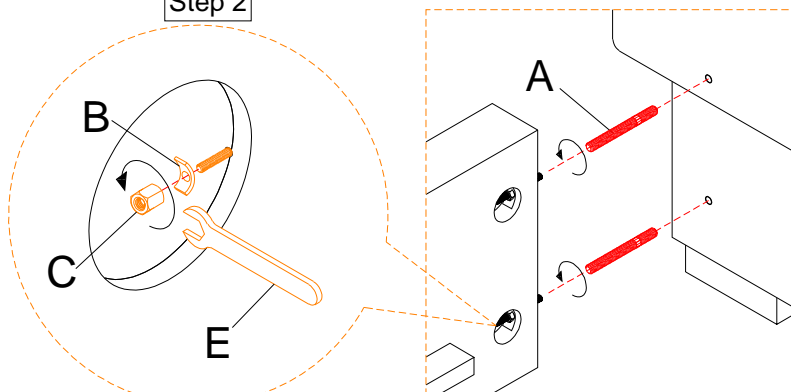
### HARDWARE LIST OF FOOTBOARD

No.	Drawing	Description	Size	Q'ty
F		Allen Key	M4	1
J		Bolt	Ø5/16"x90mm	2
H		Lock Washer	Ø5/16"	2
I		Flat Washer	Ø5/16"	2
D		Wood Screw	Ø4x30 mm	10

Step 1



Step 2

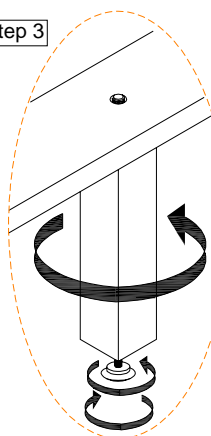


7228-90853-001-05-5/0-6/6 Bridget Upholstered Rails  
7228-90863-001 6/0 Bridget Upholstered Rails

7228-90868-001-05-6/0-6/6  
Bridget Upholstered  
Footboard

7228-90867-001-05-6/0-6/6  
Bridget Upholstered  
Headboard

Step 3



Step 4

