


ASSEMBLY INSTRUCTION

ITEM: 628-75010-05 Bar None Credenza

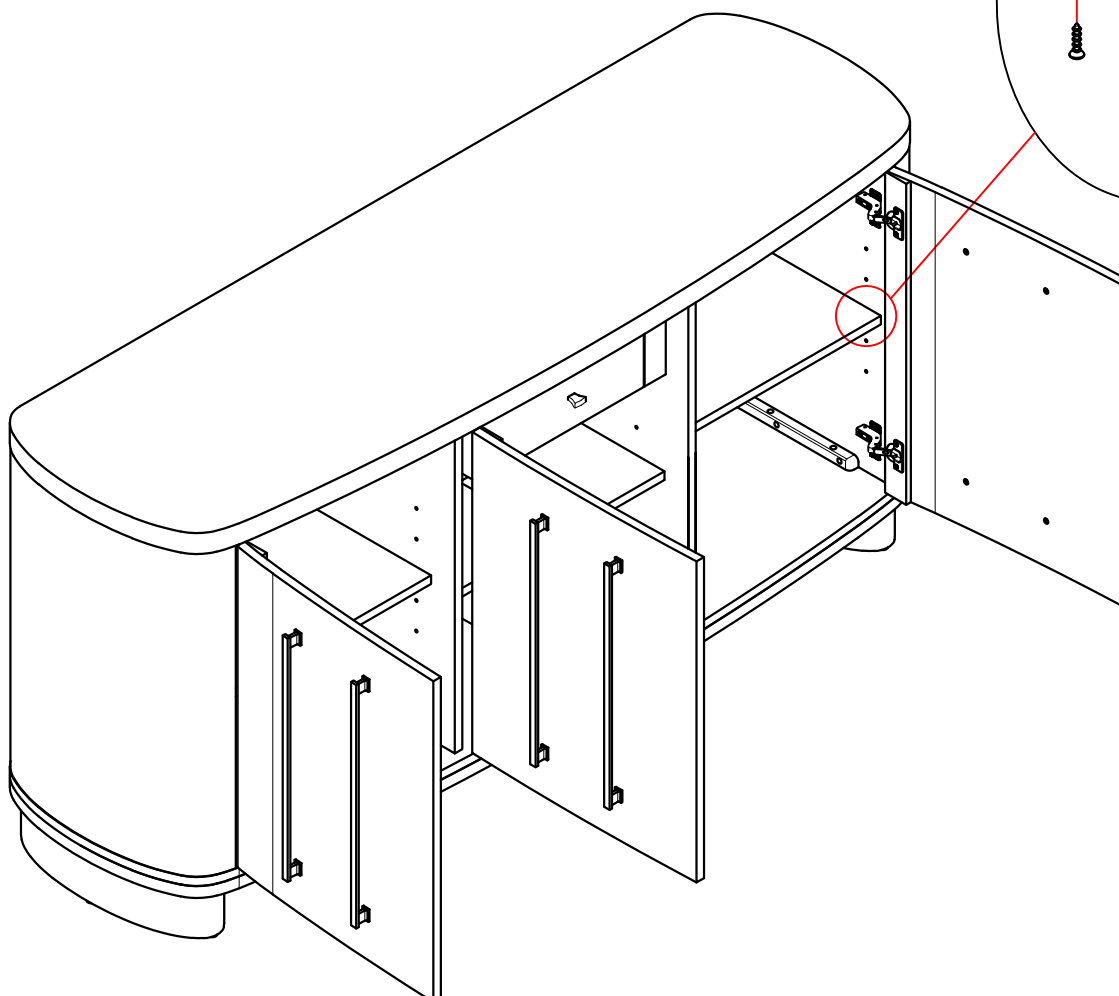
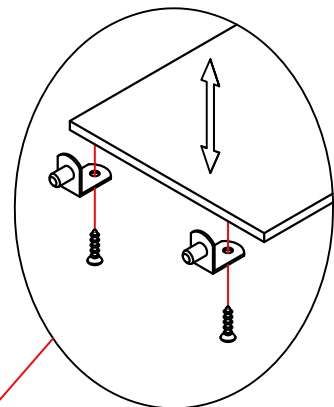
Thank you for purchasing this quality product. Be sure to unpack carefully looking for small parts which may have come loose during shipment.

Read all instruction and study the drawing carefully before starting the assembly process.

HARDWARE PACK				
NO.	DRAWING	DESCRIPTION	SIZE	Q'TY
A		Anti-Tip Kit		1PC

The adjustable shelves are screwed in place to avoid damage during transit. To adjust the shelf height, remove screws then place shelf pins in the desired level.

STEP 1



ASSEMBLY INSTRUCTION

ITEM: 628-75010-05 Bar None Credenza

Thank you for purchasing this quality product. Be sure to unpack carefully looking for small parts which may have come loose during shipment.

Read all instruction and study the drawing carefully before starting the assembly process.

Anti-tip kit is included for use. We recommend installing for safety reason.

