
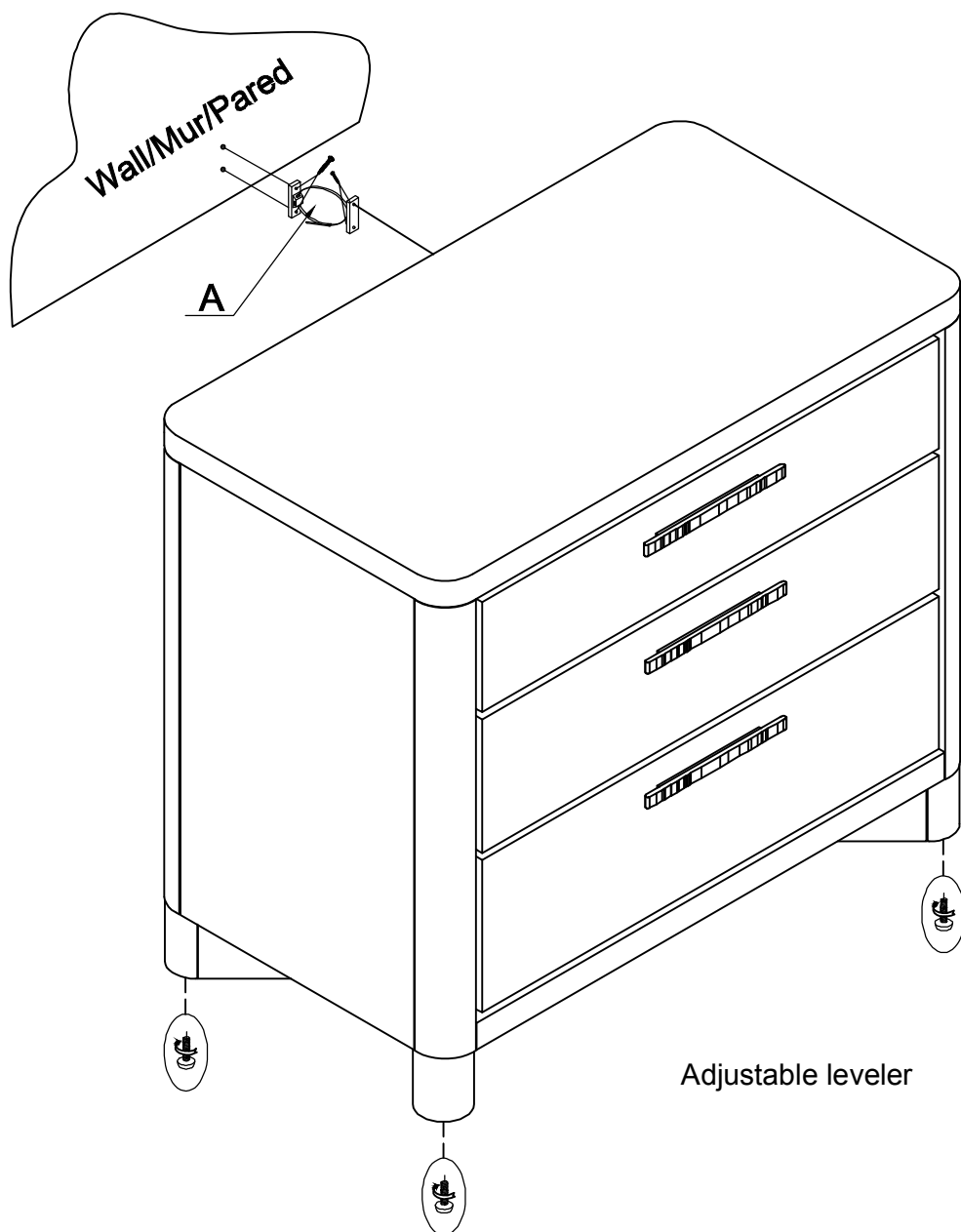


Thank you for purchasing this quality product. Be sure to unpack carefully looking for small parts which may have come loose during shipment.

Read all instruction and study the drawing carefully before starting the assembly process.

HARDWARE PACK

NO	DRAWING	DESCRIPTION	SIZE	Q'ty
A		Anti tip hardware pack		1SET

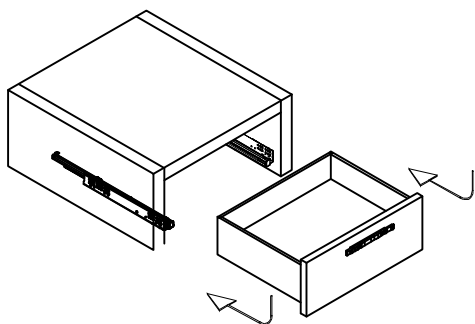


Adjustable leveler

Thank you for purchasing this quality product. Be sure to unpack carefully looking for small parts which may have come loose during shipment.

Read all instruction and study the drawing carefully before starting the assembly process.

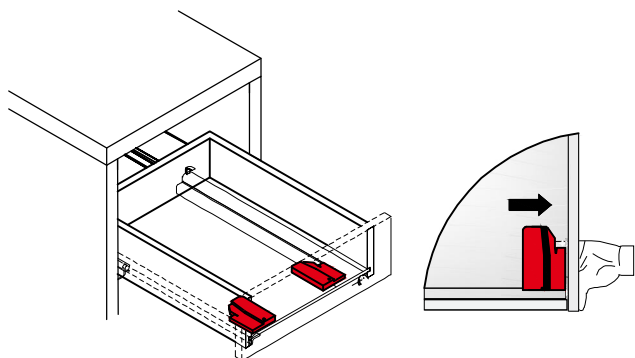
Slide on installation



Slide on installation

The drawer is placed horizontally on the runners and pushed into place. The catch automatically locks the drawer into the slides for a secure fit.

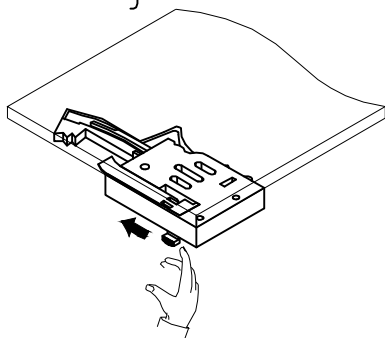
Unlatching the drawer



Unlatching the drawer and removing it from the runners is just as easy.

Slightly push the drawer to open and after that press the catches of the runner or slides underneath the bottom panel while pulling the drawer at the same time. When a defined force is exceeded the drawer is released.

Height adjustment



The height adjustment facility integrated in the catch produces perfected front