







Onda Sconce, Small

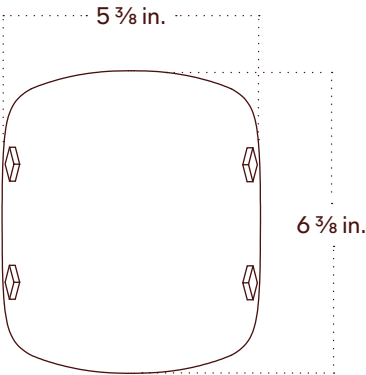


Technical Specifications	Materials	Glass, Brass-plated steel
	Product weight	3.5 lbs
	Lead time	12 weeks
	Integrated LED	1,200 lm / 1800K -3000K / 15 W / 98 CRI
	Input Voltage	120 V, 240 V or 277 V
	Dimmer	TRIAC, ELV or 0-10 V
	Certifications	UL, ETL listed, damp-rated, ADA compliant
		   

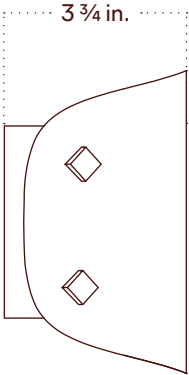
Notes	<div><div>1.</div><div>This fixture has handmade elements and may exhibit variability within the same piece. These variations are inherent in the production process and are not to be considered as defects. We do our best to maintain a consistent product while honoring handmade craftsmanship.</div></div> <div><div>2.</div><div>Dimensions may vary within half an inch.</div></div> <div><div>3.</div><div>The LED lifetime is 50,000 hours.</div></div> <div><div>4.</div><div>The driver is included within the fixture.</div></div> <div><div>5.</div><div>This fixture is designed so the LED board can be replaced when it reaches its lifetime.</div></div> <div><div>6.</div><div>This fixture meets the requirements of the Americans with Disabilities Act (ADA) of 1990.</div></div>
-------	---

Updated	April 29, 2025
---------	----------------

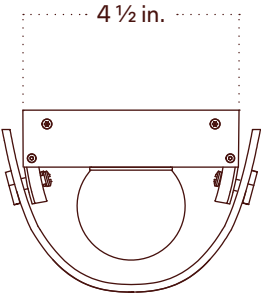
Front View



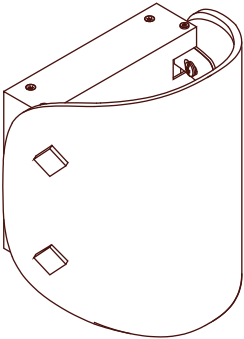
Side View



Top View



Isometric View



Onda Sconce, Small, Plug-in



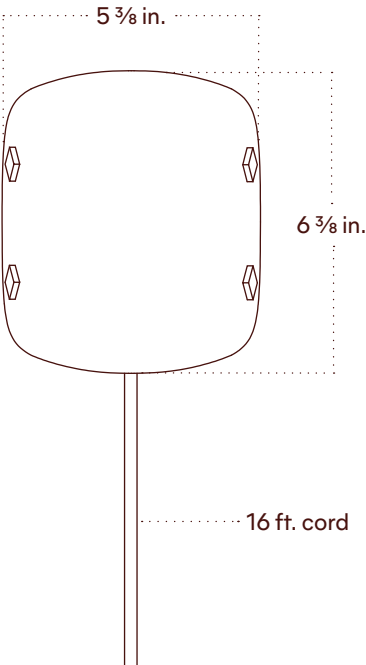
Technical Specifications	Materials	Glass, Brass-plated steel
	Product weight	3.5 lbs
	Lead time	12 weeks
	Integrated LED	1,200 lm / 1800K -3000K / 15 W / 98 CRI
	Input Voltage	120 V
	Dimmer	Integrated dimmer switch
	Certifications	UL, ETL listed



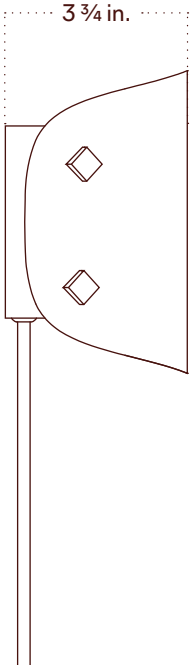
Notes	<div><div>1.</div><div>This fixture comes with a 16-foot chocolate brown fabric cord. The dimmer switch is our black painted metal finish and is located 8 feet from the plug.</div></div> <div><div>2.</div><div>This fixture has handmade elements and may exhibit variability within the same piece. These variations are inherent in the production process and are not to be considered as defects. We do our best to maintain a consistent product while honoring handmade craftsmanship.</div></div> <div><div>3.</div><div>Dimensions may vary within half an inch.</div></div> <div><div>4.</div><div>The LED lifetime is 50,000 hours.</div></div> <div><div>5.</div><div>The driver is included within the fixture.</div></div> <div><div>6.</div><div>This fixture is designed so the LED board can be replaced when it reaches its lifetime.</div></div>
-------	---

Updated	April 29, 2025
---------	----------------

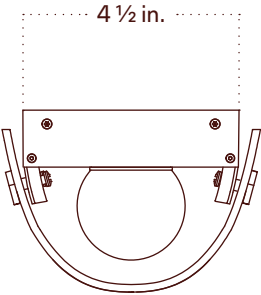
Front View



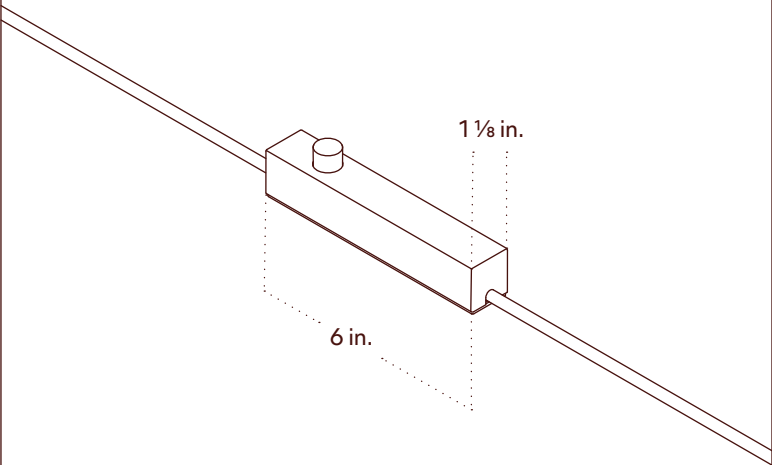
Side View



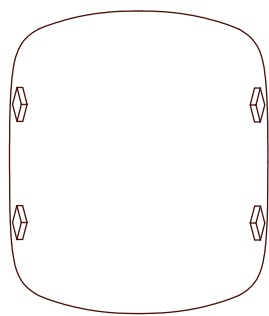
Top View



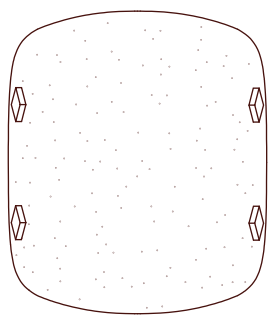
Inline Dimmer Switch Detail



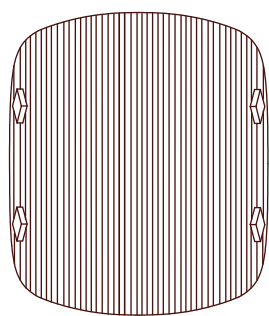
Front View



Solid



Powder



Stripe

Onda Sconce, Medium



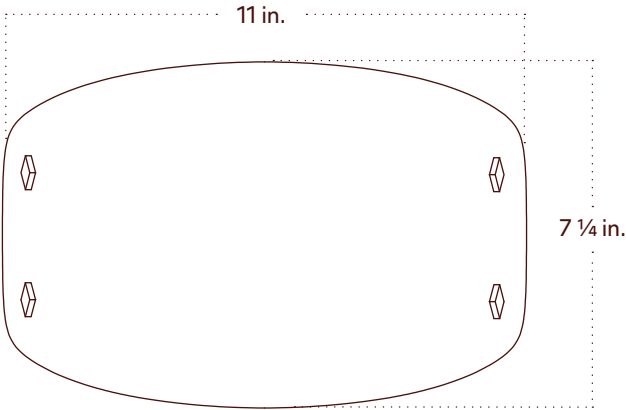
Technical Specifications	Materials	Glass, Brass-plated steel
	Product weight	7 lbs
	Lead time	12 weeks
	Integrated LED	2,400 lm / 1800K -3000K / 25 W / 98 CRI
	Input Voltage	120 V, 240 V or 277 V
	Dimmer	TRIAC, ELV or 0-10 V
	Certifications	UL, ETL listed, damp-rated



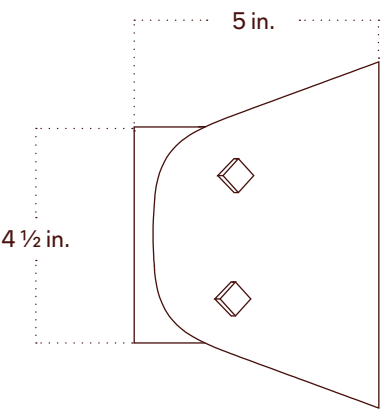
Notes	<div><div>1.</div><div>This fixture has handmade elements and may exhibit variability within the same piece. These variations are inherent in the production process and are not to be considered as defects. We do our best to maintain a consistent product while honoring handmade craftsmanship.</div></div> <div><div>2.</div><div>Dimensions may vary within half an inch.</div></div> <div><div>3.</div><div>The LED lifetime is 50,000 hours.</div></div> <div><div>4.</div><div>The driver is included within the fixture.</div></div> <div><div>5.</div><div>This fixture is designed so the LED board can be replaced when it reaches its lifetime.</div></div>
-------	--

Updated	April 29, 2025
---------	----------------

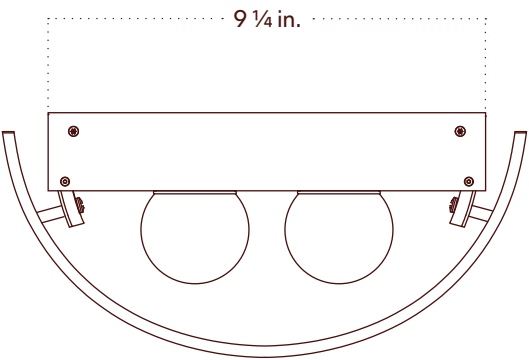
Front View



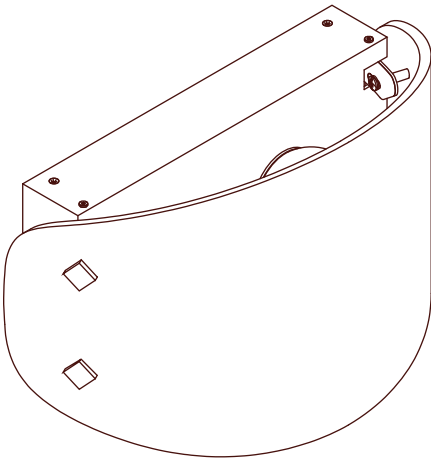
Side View



Top View



Isometric View



Onda Sconce, Medium, Plug-in



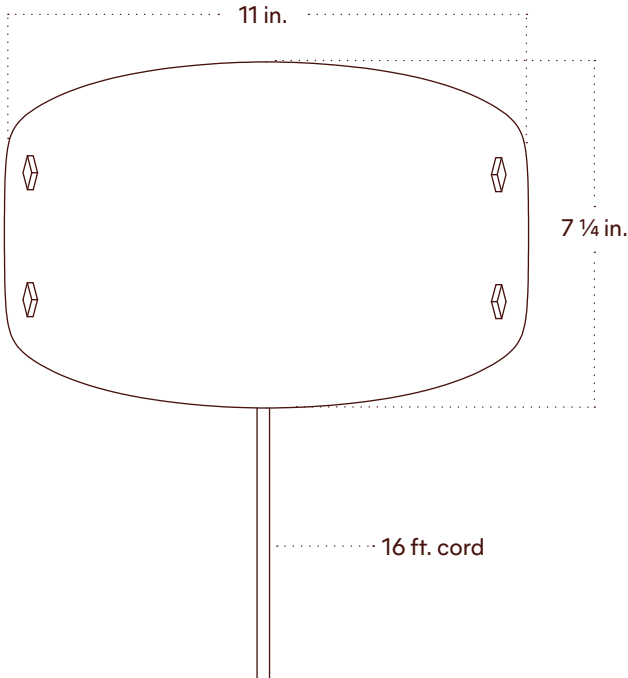
Technical Specifications	Materials	Glass, Brass-plated steel
	Product weight	7 lbs
	Lead time	12 weeks
	Integrated LED	2,400 lm / 1800K -3000K / 25 W / 98 CRI
	Input Voltage	120 V
	Dimmer	Integrated dimmer switch
	Certifications	UL, ETL listed



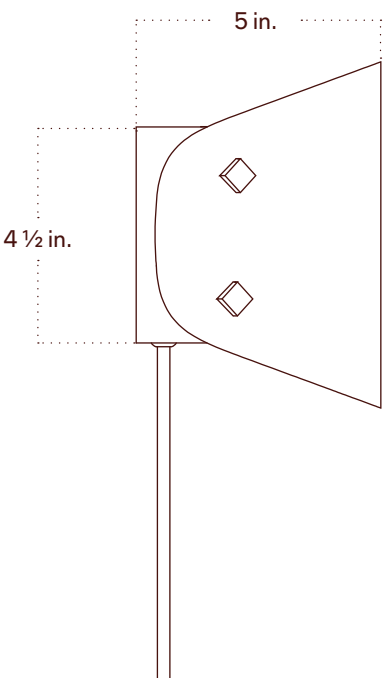
Notes	<div><div>1.</div><div>This fixture comes with a 16-foot chocolate brown fabric cord. The dimmer switch is our black painted metal finish and is located 8 feet from the plug.</div></div> <div><div>2.</div><div>This fixture has handmade elements and may exhibit variability within the same piece. These variations are inherent in the production process and are not to be considered as defects. We do our best to maintain a consistent product while honoring handmade craftsmanship.</div></div> <div><div>3.</div><div>Dimensions may vary within half an inch.</div></div> <div><div>4.</div><div>The LED lifetime is 50,000 hours.</div></div> <div><div>5.</div><div>The driver is included within the fixture.</div></div> <div><div>6.</div><div>This fixture is designed so the LED board can be replaced when it reaches its lifetime.</div></div>
-------	---

Updated	April 29, 2025
---------	----------------

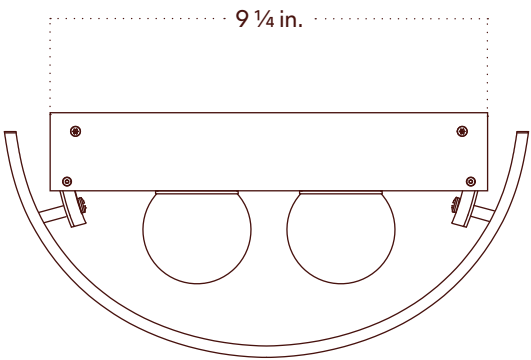
Front View



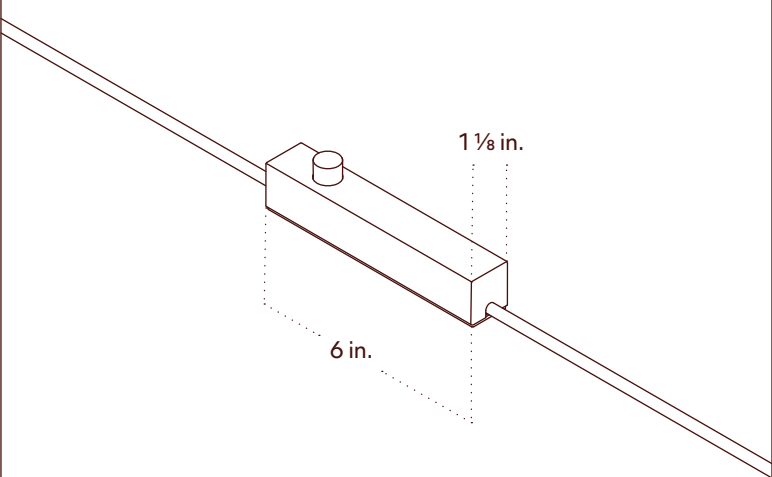
Side View



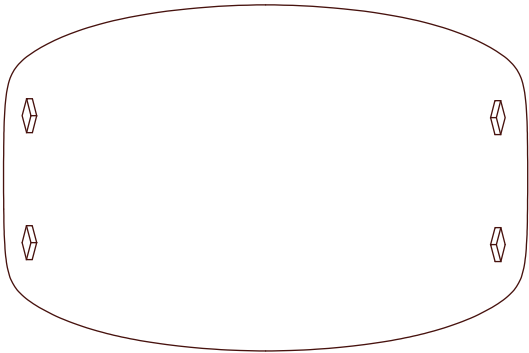
Top View



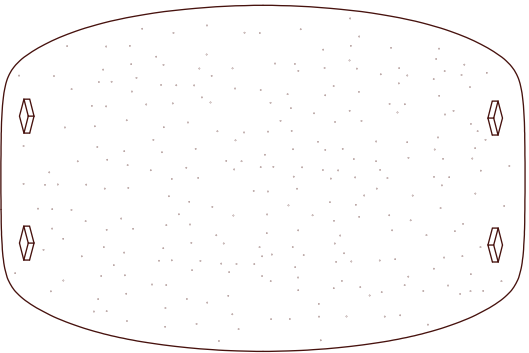
Inline Dimmer Switch Detail



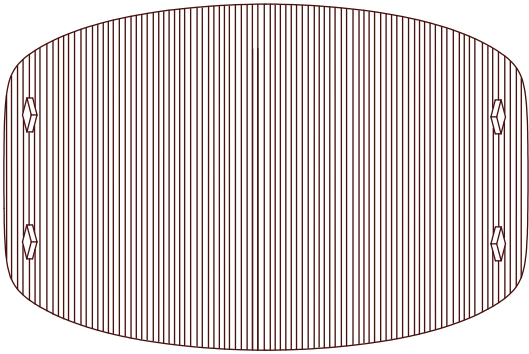
Front View



Solid



Powder




Stripe

Finish Options


Brass, glass, and ceramic samples made or finished by hand may exhibit variability. Available for purchase at incommonwith.com/finishes.

Solid Glass




Almond Olive Pecan Cherry

Powder Glass



Cirrus Moss Umber Plum

Striped Glass



Vellum Zinnia Marigold Garnet

Finish Options

Brass, glass, and ceramic samples made or finished by hand may exhibit variability. Available for purchase at incommonwith.com/finishes.


Brass



Brass



Patina Brass



Blackened Brass



Pewter