

Alessandro Zambelli, 2024

EN J-us comes from an unusual interpretation of the traditional chandelier with arms, where the technological innovation and research on materials are completely concealed from view. With its slim profile and forceful lines, the lamp is available in different configurations thanks to the possibility of specifying multiple levels of the arms arranged on the central structure, creating compositions of great emotional impact. The warm and remarkable luminous performance and the light, dynamic design of great visual appeal give rooms a refined tone without ever overstating the image.

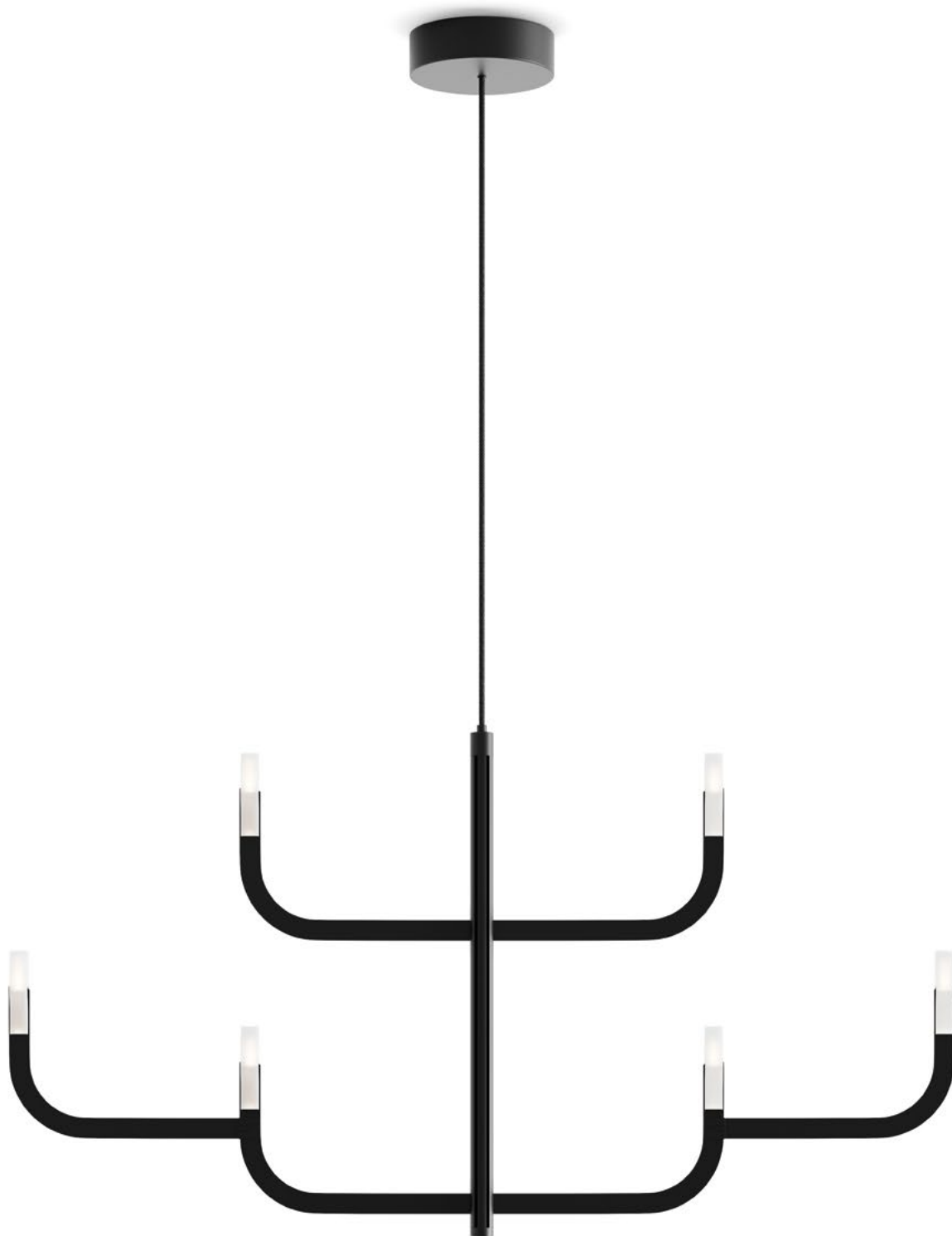
IT J-us nasce come un'inedita visione del tradizionale chandelier a bracci, nel quale l'innovazione tecnologica e la ricerca dei materiali sono completamente celate alla vista. Caratterizzata da un profilo sottile e da linee decise, il lampadario è disponibile in diverse configurazioni grazie alla possibilità di prevedere più livelli di bracci disposti sulla struttura centrale, creando composizioni di grande impatto emozionale. La sua luce calda e performante e il design leggero e dinamico, ma di grande impatto visivo, donano all'ambiente un aspetto ricercato e raffinato senza mai appesantirlo.

DE J-us ist eine neuartige Variante des traditionellen Kronleuchters mit Armen, bei der die technologische Innovation und die Materialforschung dem Auge verborgen bleiben. Der Kronleuchter zeichnet sich durch ein schlankes Profil sowie klare Linien aus und ist dank der Möglichkeit, mehrere Ebenen von Armen auf der zentralen Struktur anzuordnen, in verschiedenen Konfigurationen erhältlich. So entstehen Kompositionen, die eine starke emotionale Wirkung haben. Sein warmes und leistungsstarkes Licht sowie das leichte, dynamische aber dennoch optisch auffällige Design machen den Raum edel und raffiniert, ohne ihn jemals zu beschweren.

FR J-us a été créé comme une interprétation inédite du lustre traditionnel à bras, dans laquelle l'innovation technologique et la recherche sur les matériaux sont complètement dissimulées. Caractérisé par un profil effilé et des lignes prononcées, le lustre est disponible en différentes configurations grâce à la possibilité de disposer plusieurs niveaux de bras sur la structure centrale, créant ainsi des compositions à grand impact émotionnel. Sa lumière chaude et performante et son design léger et dynamique, mais visuellement très marquant, confèrent à la pièce un aspect recherché et raffiné, sans jamais l'alourdir.

ES J-us se creó como una novedosa versión de la tradicional lámpara de araña con brazos, en la que la innovación tecnológica y la investigación de materiales quedan completamente ocultas a la vista. Caracterizada por un perfil esbelto y líneas decididas, la araña está disponible en diferentes configuraciones gracias a la posibilidad de prever varios niveles de brazos dispuestos en torno a la estructura central, creando composiciones de gran impacto emocional. Su luz cálida de alto rendimiento y su diseño ligero y dinámico, pero visualmente impactante, confieren al ambiente un aspecto sofisticado y refinado sin sobrecargarlo en ningún momento.









CONFIGURAZIONE A**A09/1D + A09C16W**

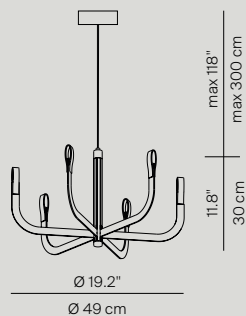
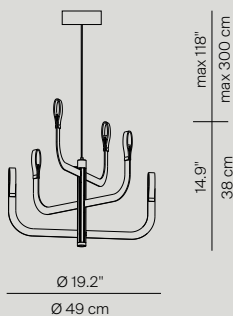
dimmable push/DALI
weight 1,53 Kg

A09/1T + A09C16W

dimmable phase-cut

weight 1,53 Kg

Product use: indoor

A09/1D - A09/1T + A09C16W**A09/1D - A09/1T + A09C16W****CONFIGURAZIONE B****A09/1D + 2xA09C12W + A09C22W**

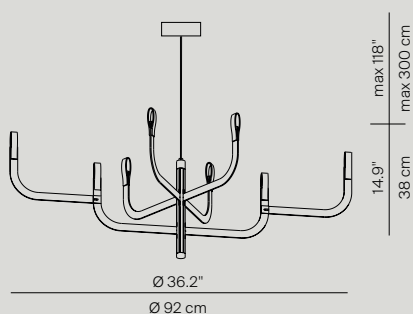
dimmable push/DALI
weight 1,69 Kg

A09/1T + 2xA09C12W + A09C22W

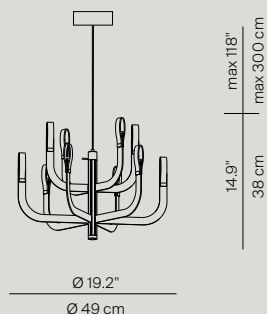
dimmable phase-cut

weight 1,69 Kg

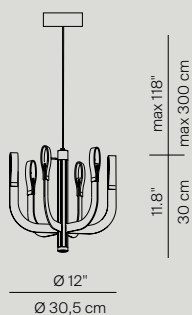
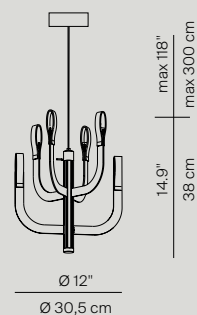
Product use: indoor

A09/1D - A09/1T + 2xA09C12W + A09C22W**CONFIGURAZIONE L****A09/1D - A09/1T + A09C16W****+ 4 x A09C01W**

dimmable push/DALI

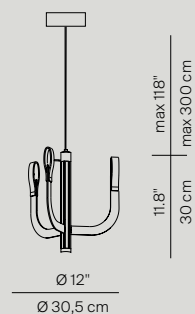
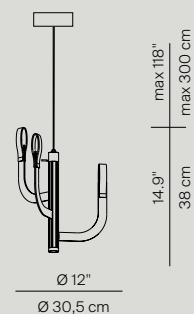
A09/2D - A09/2T + A09C16W + 4 x A09C01W**CONFIGURAZIONE M****A09/1D - A09/1T + 6 x A09C01W**

dimmable push/DALI

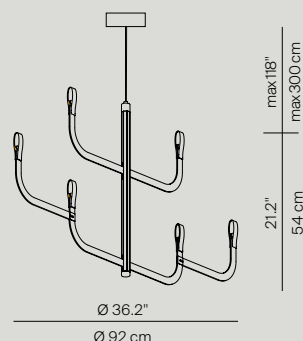
A09/2D - A09/2T + 6 x A09C01W**A09/2D - A09/2T + 6 x A09C01W**

CONFIGURAZIONE N

A09/1D - A09/1T + 3 x A09C01W
 dimmable push/DALI

A09/2D - A09/2T + 3 x A09C01W**A09/2D - A09/2T + 3 x A09C01W****CONFIGURAZIONE C**

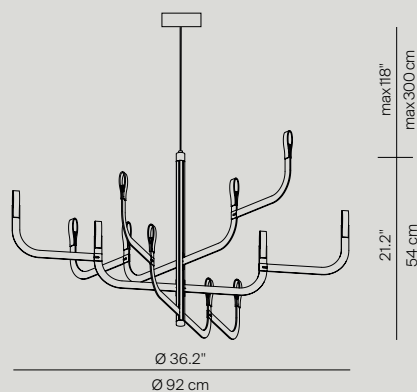
A09/2D + A09C12W + A09C22W
 dimmable push/DALI
 weight 1,73 Kg

A09/2D - A09/2T + A09C12W + A09C22W

A09/2T + A09C12W + A09C22W
 dimmable phase-cut
 weight 1,73 Kg
 Product use: indoor

CONFIGURAZIONE D

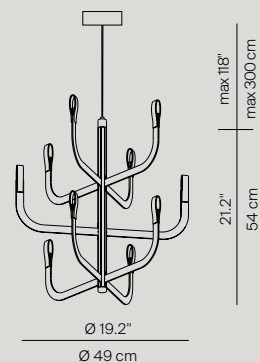
A09/2D + 2x A09C23W
 dimmable push/DALI
 weight 2,21 Kg

A09/2D - A09/2T + 2x A09C23W

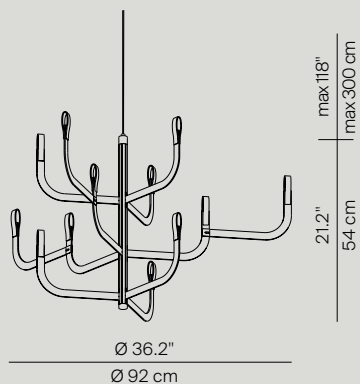
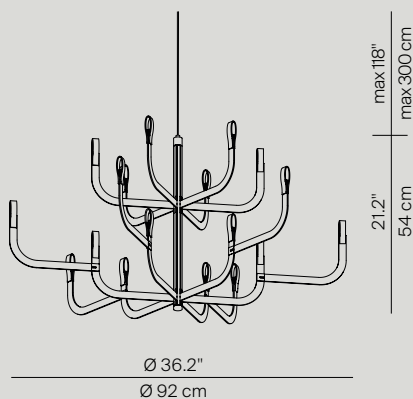
A09/2T + 2x A09C23W
 dimmable phase-cut
 weight 2,21 Kg
 Product use: indoor

CONFIGURAZIONE E

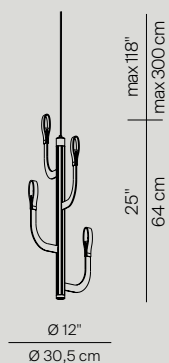
A09/2D + 2x A09C12W + A09C16W
 dimmable push/DALI
 weight 2,05 Kg

A09/2D - A09/2T + 2x A09C12W + A09C16W

A09/2T + 2x A09C12W + A09C16W
 dimmable phase-cut
 weight 2,05 Kg
 Product use: indoor

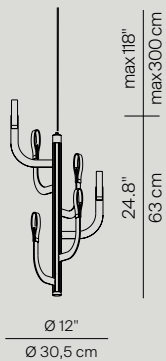
CONFIGURAZIONE F**A09/2D + A09C16W + A09C23W**dimmable push/DALI
weight 2,21 Kg**A09/2T + A09C16W + A09C23W**dimmable phase-cut
weight 2,21 Kg
Product use: indoor**A09/2D - A09/2T + A09C16W + A09C23W****CONFIGURAZIONE G****A09/2D + A09C16W
+ 2x A09C23W**dimmable push/DALI
weight 2,69 Kg**A09/2T + A09C16W
+ 2x A09C23W**dimmable phase-cut
weight 2,69 Kg
Product use: indoor**A09/2D - A09/2T + A09C16W + 2x A09C23W****CONFIGURAZIONE O****A09/2D - A09/2T + 4 x A09C01W**

dimmable push/DALI

A09/2D - A09/2T + 4 x A09C01W

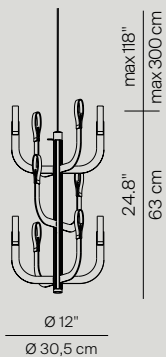
CONFIGURAZIONE P
A09/2D - A09/2T + 6 x A09C01W
dimmable push/DALI

A09/2D - A09/2T + 6 x A09C01W



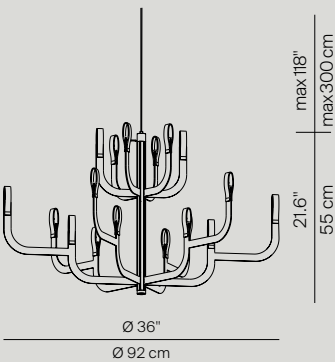
CONFIGURAZIONE Q
A09/2D - A09/2T + 10 x A09C01W
dimmable push/DALI

A09/2D - A09/2T + 10 x A09C01W



CONFIGURAZIONE S
A09/2D - A09/2T + 6 x A09C01W
+ 2 x A09C23W
dimmable push/DALI

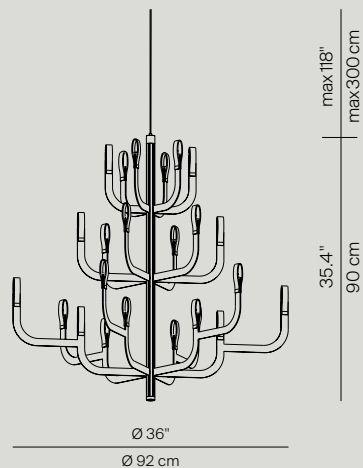
A09/2D - A09/2T + 6 x A09C01W + 2 x A09C23W



CONFIGURAZIONE R

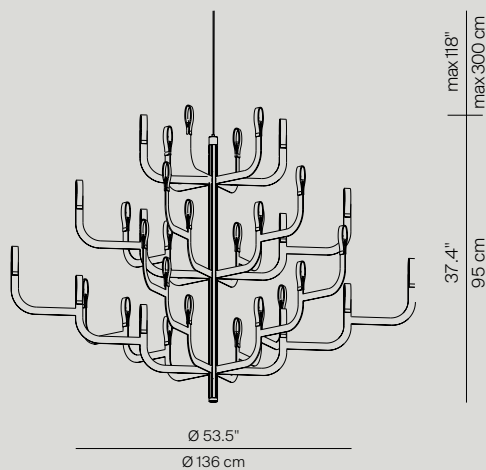
**A09/3D - A09/3T + 6 x A09C01W
+ A09C16W + 2 x A09C23W**
dimmable push/DALI

A09/3D - A09/3T + 6 x A09C01W + A09C16W + 2 x A09C23W

**CONFIGURAZIONE H**

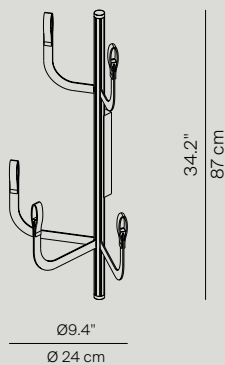
**A09/3D - A09/3T + A09C16W
+ 2 x A09C23W + 3 x A09C32W**
dimmable push/DALI

A09/3D - A09/3T + 6 x A09C16W + A09C23W + A09C32W

**A09A1T***

dimmable phase cut

A09A1T + 2 x A09C01W + A09C12W + A09C11W



* Check other possible configurations on the product datasheet

Light source	CONFIGURAZIONE A	21W, 2700K, CRI 90
	A09/1D - A09/1T + A09C16W	
	CONFIGURAZIONE B	27W, 2700K, CRI 90
	A09/1D - A09/1T + 2 x A09C12W + A09C22W	
	CONFIGURAZIONE L	33W, 2700K, CRI 90
	A09/1D - A09/1T + 2 x A09C12W + A09C22W	
	CONFIGURAZIONE M	21W, 2700K, CRI 90
	A09/1D - A09/1T + 6 x A09C01W	
	CONFIGURAZIONE N	10W, 2700K, CRI 90
	A09/1D - A09/1T + 3 x A09C01W	
	CONFIGURAZIONE C	21W, 2700K, CRI 90
	A09/2D - A09/2T + A09C12W + A09C22W	
	CONFIGURAZIONE D	39W, 2700K, CRI 90
	A09/2D - A09/2T + 2 x A09C23W	
	CONFIGURAZIONE E	33W, 2700K, CRI 90
	A09/2D - A09/2T + 2 x A09C12W + A09C16W	
	CONFIGURAZIONE F	39W, 2700K, CRI 90
	A09/2D - A09/2T + A09C16W + A09C23W	
	CONFIGURAZIONE G	57W, 2700K, CRI 90
	A09/2D - A09/2T + A09C16W + 2 x A09C23W	
	CONFIGURAZIONE O	14W, 2700K, CRI 90
	A09/2D - A09/2T + 4 x A09C01W	
	CONFIGURAZIONE P	18W, 2700K, CRI 90
	A09/2D - A09/2T + 6 x A09C01W	
	CONFIGURAZIONE Q	33W, 2700K, CRI 90
	A09/2D - A09/2T + 10 x A09C01W	
	CONFIGURAZIONE S	57W, 2700K, CRI 90
	A09/2D - A09/2T + 6 x A09C01W + 2 x A09C23W	
	CONFIGURAZIONE R	68W, 2700K, CRI 90
	A09/3D - A09/3T + 6 x A09C01W + A09C16W + 2 x A09C23W	
	CONFIGURAZIONE H	102W, 2700K, CRI 90
	A09/3D - A09/3T + 3 x A09C32W + A09C16W + 2 x A09C23W	
	A09A1T + 2 x A09C12W - A09C16W + 3 x A09C22W - A09C23W	19W, 2700K, CRI 90
Rating system	220-240 V ~ 50/60 Hz	
Materials	Aluminium structure, copper and fiber glass arms, polycarbonate shade	
Finishes	<div><div></div> Matt black</div> <div><div></div> Satin gold</div>	
<div><div></div></div> <div>CE</div>		

Compatible phase cut Dimmer list

Manufacturer	Model
SCHULK	ETDU29