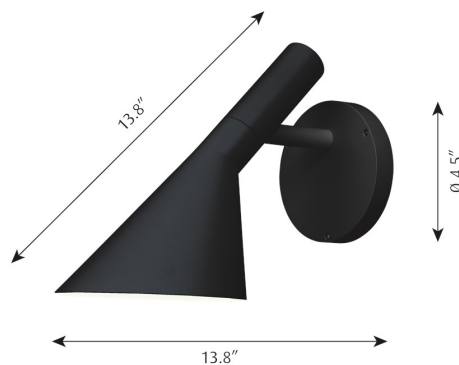


AJ 50 WALL

Designed by Arne Jacobsen



Description

The fixture emits downward directed light. The shade is painted white on the inside to ensure a soft comfortable light distribution.

Variants

VARIANT NUMBER	COLOR, RAL	W / H / L (IN) / W (LB)
5743909544	BLK, 734	13.8 / 9.8 / - IN / 4.2 LB
5743909557	WHT, 044	13.8 / 9.8 / - IN / 4.4 LB
5743909560	NAT PAINT ALU, 162	13.8 / 9.8 / - IN / 4.2 LB

Materials & Finishes

MATERIALS

Back plate: Die cast aluminum. Shade: Die cast aluminum. LED enclosure: frosted glass.

FINISHES

Black, white or natural painted aluminum, textured powder coated.

Mounting

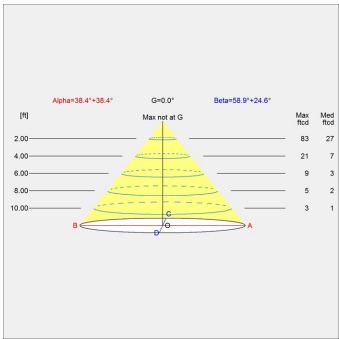
Surface: Mounted directly to finished surface over a 4" octagonal junction box. For mounting instructions, see download section on the product detail page.

Information

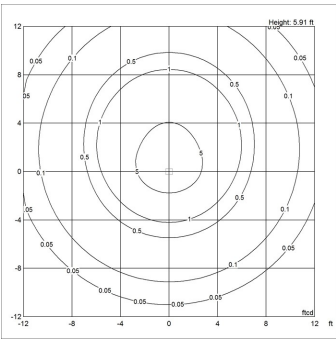
Electrical:
System Wattage: 9 W
LED Wattage: 8 W
Delivered lumens: 504 lm
Efficacy: 56.0 lm/W
Certifications:
cULus, Wet Location
Protection class IP65
IK class 06
BUG Rating: B0-U1-G0
Controllability: Phase dimming
Min.-Max. Ambient Temp: -30°C to +40°C
Color Rendering: Ra≥90 For the E-socket product variants, bulbs are not included. LED light source is part of the product.

Light distribution diagrams

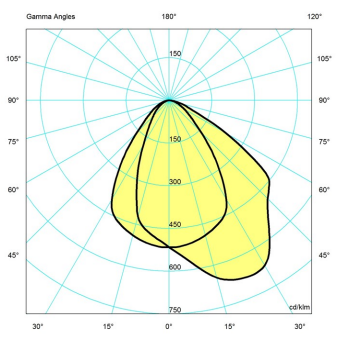
CARTESIAN



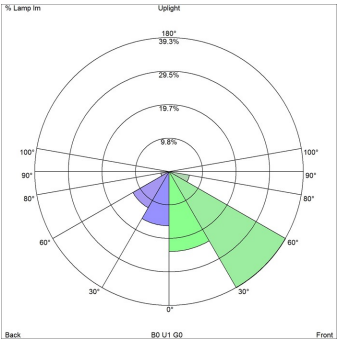
ISOLUX



POLAR



BUG



Variant Options

For particular variant options, please check our online Product Variants Configurator on the product detail page.

VARIANT NO.	LIGHT SOURCE	VOLTAGE/FRQ	LUMEN	FEATURES	CABLE
5743909544	LED 3000K (ra90)	120V	504	-	-
5743909557	LED 3000K (ra90)	120V	504	-	-
5743909560	LED 3000K (ra90)	120V	504	-	-