

PH 3½-2½ GLASS TABLE

Designed by Poul Henningsen



Description

The fixture is designed based on the principle of a reflective three-shade system, which directs the majority of the light downwards. The shades are made of hand blown opal three-layer glass, which is glossy on top and sandblasted matte on the underside, giving a soft and diffused light distribution.

Variants

VARIANT NUMBER	COLOR, RAL	W / H / L (IN) / W (LB)
5744901868	BRASS METALLISED	13 / 18.3 / 13 IN / 6.4 LB
5744903837	HIGH LUSTRE CHROME PLATED, 900	13 / 18.3 / 13 IN / 6.5 LB
5744903853	BLACK METALIZED, 906	13 / 18.3 / 13 IN / 6.5 LB

Materials & Finishes

MATERIALS

Shades: Hand blown white opal glass. Top plate: Black metalized or high lustre chrome plated, spun brass. Base and stem: Black metalized or high lustre chrome plated, brass.

FINISHES

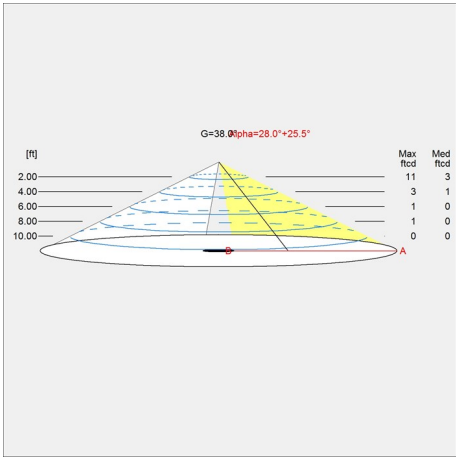
Black metalized or high lustre chrome plated. White opal glass.

Mounting

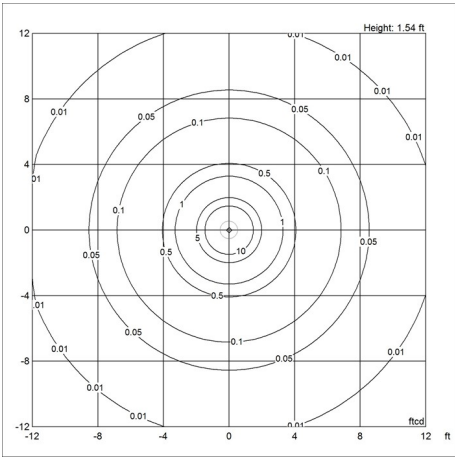
Cord type: Black. Cord length: 12'. Switch: In-line on/off switch provided. For mounting instructions, see download section on the product detail page.

Light distribution diagrams

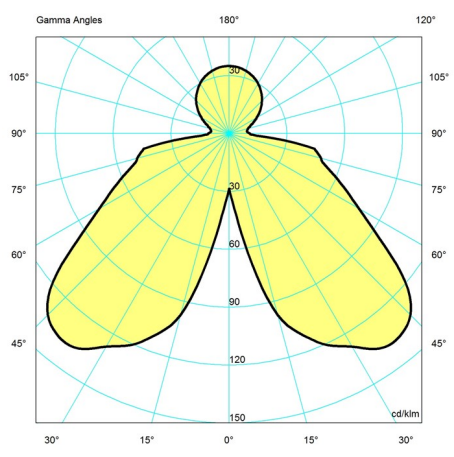
CARTESIAN



ISOLUX



POLAR



Variant Options

For particular variant options, please check our online Product Variants Configurator on the product detail page.

VARIANT NO.	LIGHT SOURCE	VOLTAGE/FRQ	LUMEN	FEATURES	CABLE
5744901868	G16.5/candelabra	120V	291	-	Wht
5744903837	G16.5/candelabra	120V	291	-	Blk
5744903853	G16.5/candelabra	120V	291	-	Blk