

FLINDT GARDEN BOLLARD

The garden bollard emits a wide downward directed glare-free light. The light source rests at the top inside the asymmetric carving on the side of the bollard, where the gradient serves as a reflector that softens the light and forms a pleasant organic shape on the ground below.



Christian Flindt

Christian Flindt (1972-) graduated with an MAA and MDD from Aarhus School of Architecture in 2002. He then started his own design company in 2003. Here, he placed high emphasis on communication between people, and his focus on this area finds expression in his approach to re-evaluating furniture.



Product info

Environmental Product Specification

This product is compliant with the requirements contained in the European Directives, RoHS Directive 2011/65 and 2015/863. This product is designed so that 100% of the product can be disassembled and reused.

Information

This product is fitted with an integrated energy-saving LED light source. Should you wish to replace it, please contact Louis Poulsen so we can help you purchase the correct LED Replacement Kit. Please note that LED-replacement should always be carried out by an authorised electrician.

Mounting

Flindt Garden is fitted with external adaptor, a maximum of 6 Flindt Garden bollards (6,5 W) can be run by one adaptor. The adaptor and installation cables must be bought separately. Maximum distance to last bollard is 30 m. Stem: Ø50 mm. Spike mounting: Put the bollard with the spike into the ground and let the cable run over the ground. The bollard is connected to the adaptor with the enclosed 5 m. cable and T-connector. Plug-and-Play. Anchor mounting : Anchor unit to be fixed in concrete. Use installation cables for in-ground installation for legal fixed installation. Looping is approved. Requires installation by certified electrician. Baseplate mounting: Mounting on a surface. Use installation cables for in-ground installation for legal fixed installation. Looping is approved. Requires installation by certified electrician.

Finish

Aluminium, Corten, or Black coloured. Textured surface, powder coated.

Materials

Top: Cast aluminium. Reflector part: Cast aluminium. Post: Extruded aluminium. Base plate: Cast aluminium.

Sizes and weights

Width x Height x Length (mm) | 50 x 348 x 50 Max 2.4 kg | 50 x 698 x 50 Max 2.0 kg | 50 x 960 x 50 Max 2.0 kg

Class

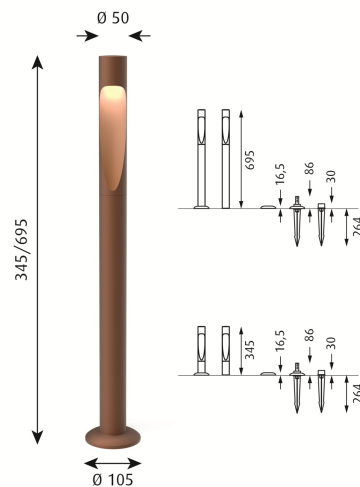
Ingress protection w/spike: IP 65. Ingress protection w/anchor: IP 65 (Head), IP44 (Anchor). Ingress protection w/base plate: IP 65 (Head), IP44 (Baseplate). Electric shock protection III. IK06

Light source

LED 2700K 6.5W
Lumen: 252

Information


This product is fitted with an integrated energy-saving LED light source. Should you wish to replace it, please contact Louis Poulsen so we can help you purchase the correct LED Replacement Kit. Please note that LED-replacement should always be carried out by an authorised electrician.




Related products



Flindt Bollard



Flindt Wall



Flindt Plaza

Product variants

Dimension	Colour	Mounting	Light source	Lumen	Class
LONG	Aluminium colour texture	Anchor wo/adaptor	LED 2700K 6.5W	-	-
SHORT	Black texture	Base wo/adaptor	LED 3000K 6.5W	215	III
	Corten colour	Spike w/o adap w/connector	LED 4000K 6.5W	248	
				252	
				291	

Design

Christian Flindt

Weight

Min: 0.95 kg Max: 2.35 kg

Dimensions

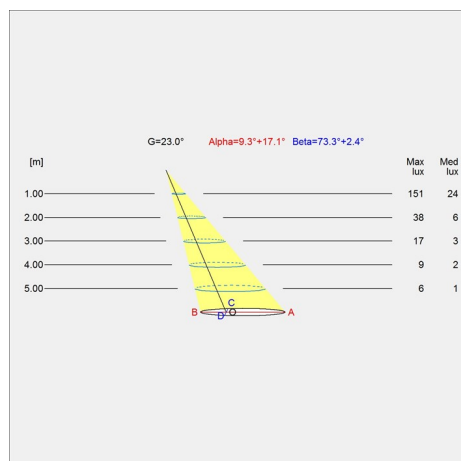
LONG, SHORT

Finish

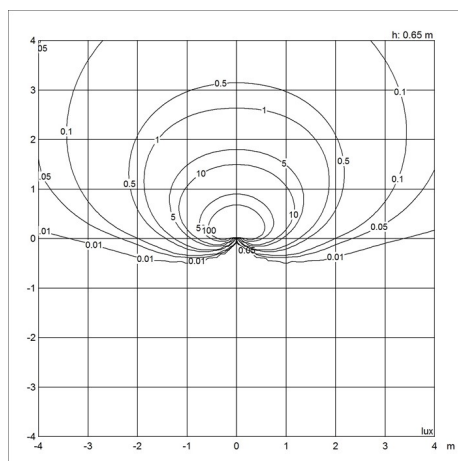
Aluminium colour texture, Black texture, Corten colour

Light distribution diagrams

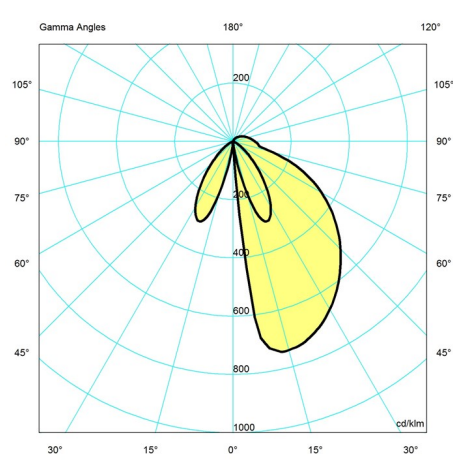
Cartesian



Isolux



Polar



Spare parts & accessories

Product

Garden adapterbox cable 3x1

Variant number

5747407039

