

PATERA

Designed by Øivind Slaatto



Description

This spherical pendant emits a glare-free glow of light, which is reflected by the small diamond-shaped cells that comprise the fixture. The lamp's structure ensures that the light is glare-free from above 45 degrees while also allowing the fixture to emit a downwardly directed light as well as an upward radiance, illuminating the ceiling to lend further ambience to its surroundings. Each cell shapes the light by creating soft transitions between direct and reflected light to emphasize the pendant's remarkably radiant sphere.

Variants

VARIANT NUMBER	COLOR, RAL	W / H / L (IN) / W (LB)
10000149264	WHT, 062	35.4 / 34.1 / 35.4 IN / 66.2 LB
10000149361	WHT, 062	35.4 / 34.1 / 35.4 IN / 59.4 LB
10000149362	WHT, 062	35.4 / 34.1 / 35.4 IN / 66.2 LB
5741925151	WHT, 062	17.7 / 17.1 / 17.7 IN / 7.9 LB
5741925216	WHT, 062	23.6 / 22.7 / 23.6 IN / 7.8 LB
5741925229	WHT, 062	23.6 / 22.7 / 23.6 IN / 14.0 LB
5741925232	WHT, 062	23.6 / 22.7 / 23.6 IN / 13.9 LB
5741934142	WHT, 062	11.8 / 12 / 11.8 IN / 4.7 LB
5741935138	WHT, 062	17.7 / 17.1 / 17.7 IN / 11.6 LB
5741935141	WHT, 062	17.7 / 17.1 / 17.7 IN / 11.6 LB

Materials & Finishes

MATERIALS

Shade: Cut, matte, PVC foil.

Suspension: Matte-chromed aluminum and die-cast acrylic.

FINISHES

White, matte-coated.

Mounting

Canopy: White. Cord type: 2-conductor, 18 AWG white PVC power cord. Cord length: 12'. LED variants include 1x stainless steel aircraft cable. For mounting instructions, see download section on the product detail page.

Information

Electrical:

System Wattage: 42W, 65W or 97W (LED)

40W, 100W or 200W (INC)

LED Wattage: 40W, 62W, or 89 W

Delivered lumens: 2,307 - 4,291 (LED)

Efficacy: 44 lm/W - 60 lm/W (LED)

Certifications:

cULus, Dry Location

Protection class IP20

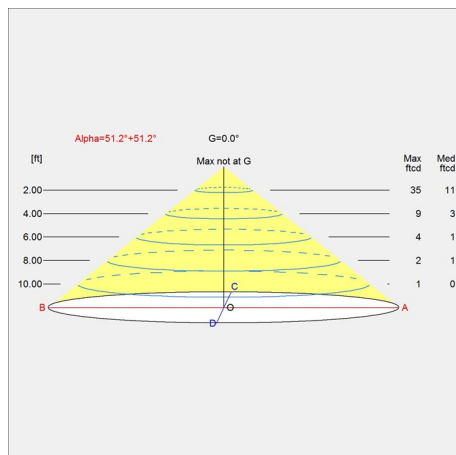
Controllability: 0-10V Dimming (LED variants); Phase dimming (incandescent variants)

Color Rendering: $Ra \geq 90$ for LED variants.

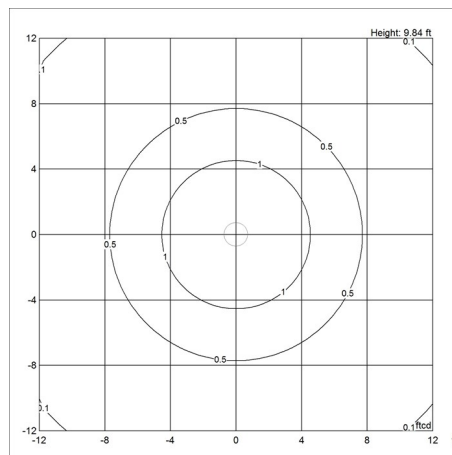
Performance dependent upon screw-base lamp used in socketed variants. For the E-socket product variants, bulbs are not included. LED light source is part of the product.

Light distribution diagrams

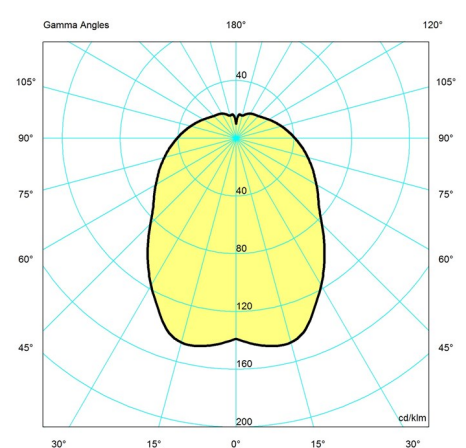
CARTESIAN



ISOLUX



POLAR



Variant Options For particular variant options, please check our online Product Variants Configurator on the product detail page.

VARIANT NO.	LIGHT SOURCE	VOLTAGE/FRQ	LUMEN	FEATURES	CABLE
10000149264	LED 2700K	120-277V/60HZ	4291	Dim 0-10v	White textile
10000149361	A-23W/IF medium	120V	-	-	White textile
10000149362	LED 3000K	120-277V/60HZ	4470	Dim 0-10v	White textile
5741925151	A-19/IF medium	120V	640	-	White textile
5741925216	A-23W/IF medium	120V	2005	-	White textile
5741925229	LED 2700K (ra90)	120-277V/60HZ	3731	Dim 0-10v	White textile
5741925232	LED 3000K (ra90)	120-277V/60HZ	3907	Dim 0-10v	White textile
5741934142	A-19/IF medium	120V	-	-	-
5741935138	LED 2700K	120-277V/60HZ	2307	Dim 0-10v	White textile
5741935141	LED 3000K	120-277V/60HZ	2411	Dim 0-10v	White textile

Specification Notes

- a. 11.8 IN available only in 1/40W/A-19.
- b. 17.7 IN available in 1/100W/A-19 or 44W LED.
- c. 23.6" variants available in 1/200W/A-19 or 65W LED.
- d. 35.4" variants available in 1/200W/A-19 or 97W LED.
- e. Incandescent variants available only in 120V.
- f. LED variants available only in 120-277V with 0-10V dimming.