


PH 2/1 PENDANT

The fixture is designed based on the principle of a reflective three-shade system, which directs the majority of the light downwards. The shades are made of mouth-blown opal three-layer glass, which is glossy on top and sandblasted matt on the underside, giving a soft and uniform light distribution.



Poul Henningsen

The very influential Danish designer, architect, writer, and cultural critic, Poul Henningsen (1894-1967), has had a huge impact on Danish thinking and design. His legacy is an integrated part of Louis Poulsen's endeavor to shape light.



Product info

Mounting

Suspension type: Cable 2x0,75mm². Canopy: Yes. Cable length: 3m.

Finish

Brass metallised, black metallised or high lustre chrome plated. White opal glass.

Materials

Shades: Mouth-blown white opal glass. Suspension: Brass metallised, black metallised or high lustre chrome plated, spun aluminium.

Sizes and weights

Width x Height x Length (mm) | 200 x 140 x 200 Max 0.7 kg

Class

Ingress protection IP20. Electric shock protection II w/o ground.

Specification notes

The innovation of light sources is ongoing. Consequently we only inform about the max. wattages. On www.louispoulsen.com we update a list of recommendable light sources.

Light source

1x20W E14



Related products



PH 2/1 Stern Fitting



PH 2/1 Table



PH 2/1 Wall

Product variants

Colour	Cable type	Light source
● Black metallised	Black fabric cord	1x20W E14
● Brass metallised	White fabric cord	
● High lustre chrome plated		

Product description

Suspended glass luminaire.
Iconic design.
Part of a wide family of multiple sizes.

Mounting

Can be mounted on 4" octagonal junction box. (USA only)

Light description

Glare free, symmetric distribution.
Glow in mouth-blown glass
Downward directed light from glass shades
Diffuse light from opal glass shades

Design

Poul Henningsen

Material

Shades: opal, mouth-blown glass, 2mm (0.08") thick, sandblasted interior for diffuse light distribution.
Stem of high lustre chrome plated aluminum above glass.
Socket: Porcelain, candelabra base for G16. 5, frosted envelope lamps.
Socket position is adjustable to allow correct lamp position and fixture illumination.
Canopy: 5.3" diameter x 0.9" tall cone of spun aluminum.
Cable: black PVC coated, 12 ft. (USA)

Weight

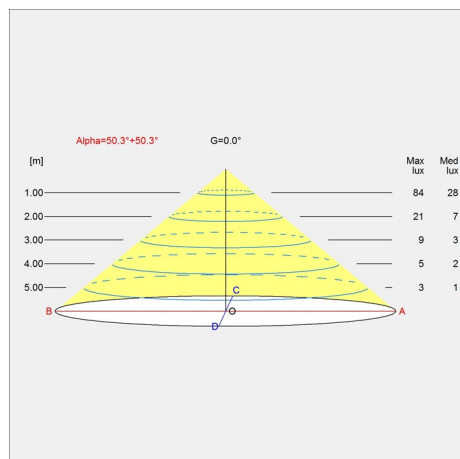
Min: 0.617 kg Max: 0.715 kg

Finish

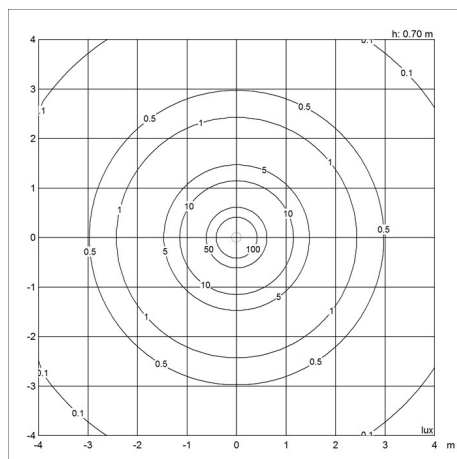
Black metallised, Brass metallised, High lustre chrome plated

Light distribution diagrams

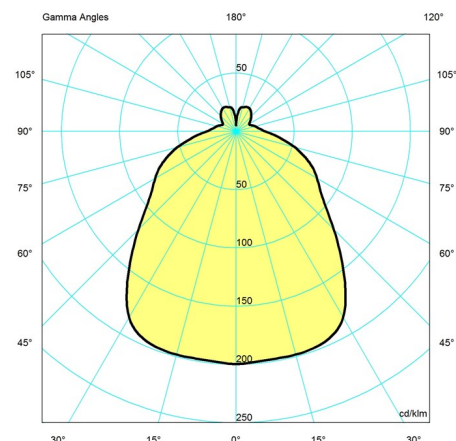
Cartesian



Isolux



Polar



Spare parts & accessories

Product

Canopy White 2-part tophat ®
 PH 2/1 middle shade glass
 PH 2/1 lower shade glass
 PH 2-1, springholder w/springs
 Canopy Black 2-part tophat®
 PH 2-1, top shade glass Pendant

Variant number

5749329034
 5741084940
 5741084953
 5741086333
 5749329021
 5741084898