

PH 3-2 WALL

Designed by Poul Henningsen



Description	The fixture is designed based on the principle of a reflective three-shade system, which directs the majority of the light downwards. The shades are made of mouth-blown opal three-layer glass, which is shiny on the top and sandblasted matte on the inside, giving a soft and diffuse light distribution.		
-------------	---	--	--

Variants	VARIANT NUMBER	COLOR, RAL	W / H / L (IN) / W (LB)
	5743909230	GLASS, 960	7.9 / 6.5 / 11.7 IN / 6.8 LB

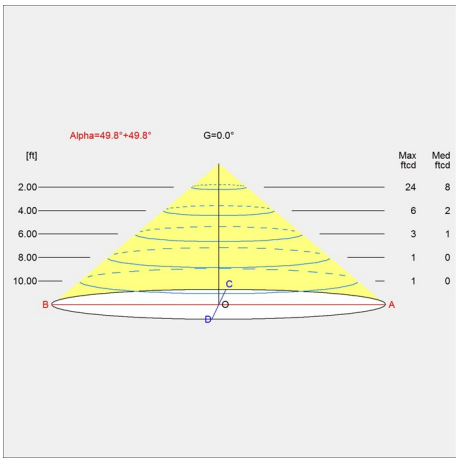
Materials & Finishes	MATERIALS
	Shades: Handblown white opal glass. Wall box: High lustre chrome plated, spun brass. Suspension: High lustre chrome plated, spun aluminum. Arm: High lustre chrome plated, brass.
	FINISHES
	White opal glass. High lustre chrome plated.

Mounting Surface: Mounted directly to finished surface over a 4" octagonal junction-box. Switch: On/off switch on the wall plate. For mounting instructions, see download section on the product detail page.

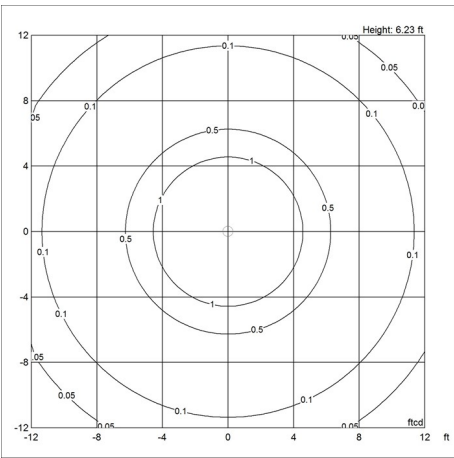
Information Electrical: System Wattage: 10W LED Wattage: 9 W Delivered lumens: 292 Efficacy: 29.2 lm/W Certifications: cULus, Dry Location Protection class IP20 Controllability: Phase dimming Actual performance dependent upon screw-base lamp used. For the E-socket product variants, bulbs are not included. LED light source is part of the product.

Light distribution diagrams

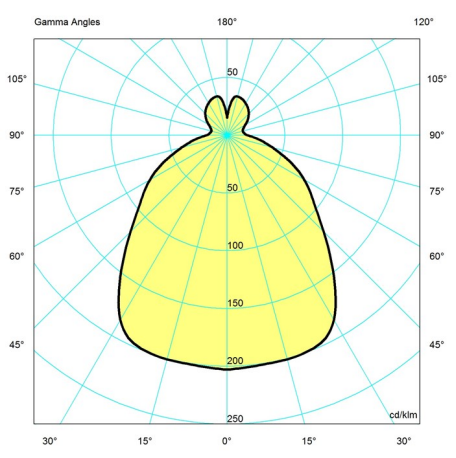
CARTESIAN



ISOLUX



POLAR



Variant Options For particular variant options, please check our online Product Variants Configurator on the product detail page.

VARIANT NO.	LIGHT SOURCE	VOLTAGE/FRQ	LUMEN	FEATURES	CABLE
5743909230	E12		332	-	Without cord