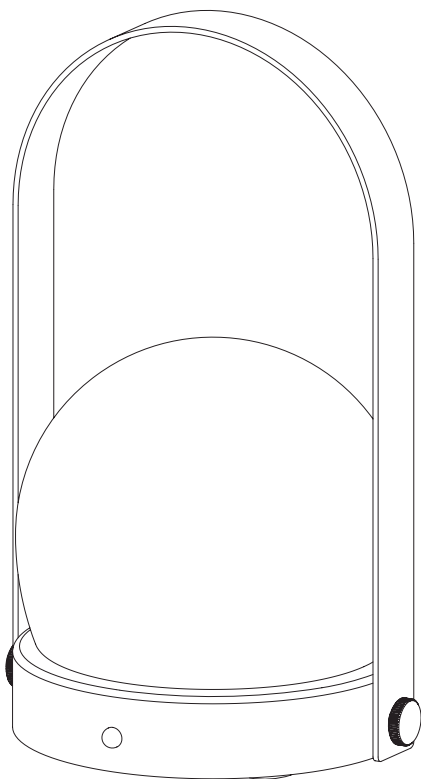


Carrie Table Lamp, Portable

by Norm Architects



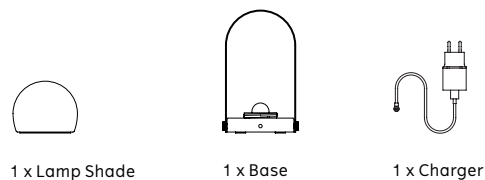
MENU

Congratulations with your new Carrie Table Lamp, Portable designed by Norm Architects.

We hope you will enjoy using this lamp and follow these instructions to ensure correct installation.

These instructions are provided for your safety. It is important that the instructions are read carefully and completely before mounting.

COMPONENT OVERVIEW



IMPORTANT INFORMATION

CAUTION

Please ensure that all assembly is done on a soft and flat surface, to ensure that the components will not be damaged/scratched.

Please check the specific rules for electrical installation work in your country. Some countries may require an authorised electrical contractor.

If you have any problems regarding the electrical installation, contact a certified electrician. The external flexible cable or cord of this luminaire cannot be replaced. If the external flexible cable or cord of this luminaire is damaged, it shall be exclusively replaced by the manufacturer or his service agent or a similar qualified person in order to avoid a hazard.

BE SURE THE ELECTRICITY TO THE WIRES YOU ARE WORKING ON IS SHUT OFF; EITHER THE FUSE IS REMOVED OR THE CIRCUIT BREAKER IS TURNED OFF.

CARE AND MAINTENANCE

Please see care instructions on www.menuspace.com

TECHNICAL SPECIFICATIONS

LED module (Included, not exchangeable) 2,5 W, Energy level: F

Battery: 3,7 V, 5000 mAh.

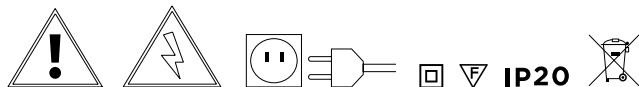
Cord: PVC, black (magnetic charging cord), black plug.

LIGHT SPECIFICATIONS

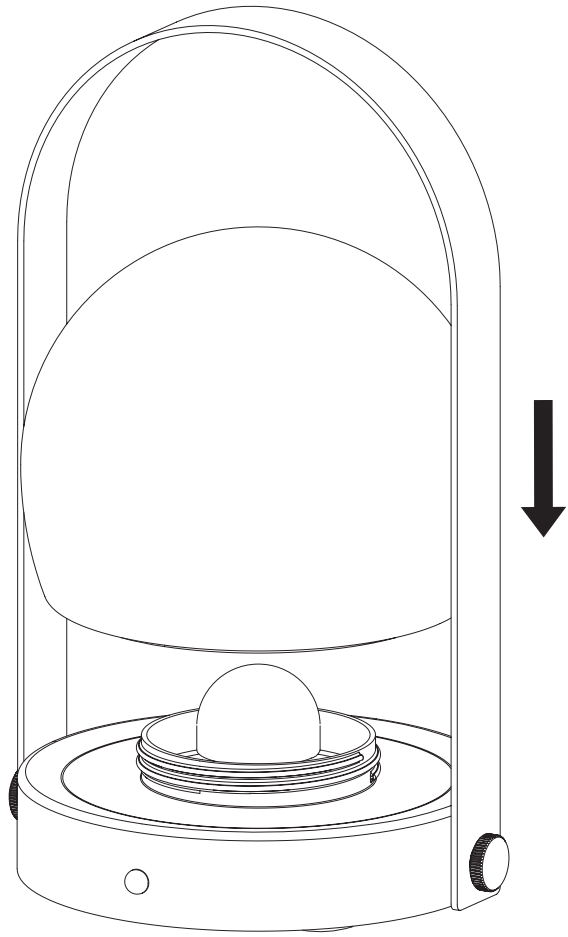
Color temperature: 2700 K

RA > 80

Lumen: 250 lm



1



2

