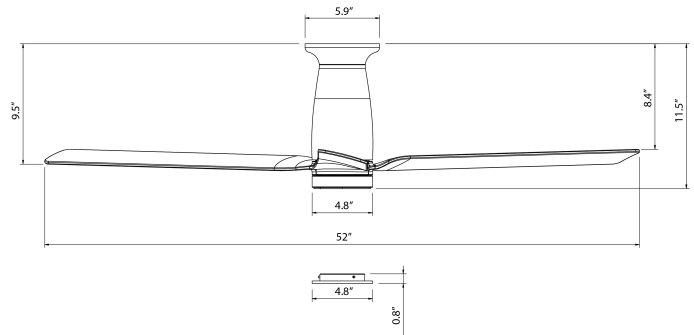


SMOOTH FLUSH

FH-W2502-52L

52" Flush Mounted Fan

MODERN FORMS SMART FANS



PRODUCT DESCRIPTION

The Smooth flush mount ceiling fan combines minimalist design with modern functionality in a silhouette that is ideal for low ceiling or small rooms. Its sleek trio of blades features a gracefully curved detail where they connect to the housing, creating a seamless 52-inch sweep that exudes continuity and elegance. At the fan's center, an integrated LED light emits a warm glow through an opal lens, complementing its streamlined aesthetic. For non-illuminated use, an included cover provides a clean, finished look.

FEATURES

- 6 fan speeds through both Summer and Winter Modes
- Silent DC Motor
- Includes BT remote control
- Luminaire cover included
- Optional wall control for 3, 4-way control sold separately
- Compatible with Modern Forms app

AIRFLOW/ENERGY EFFICIENCY

Weighted-Average/High Airflow CFM:	3687/5405
Weighted-Average/High Energy Use (W):	23/34
Estimated Yearly Energy Cost (\$):	23
High Efficiency (CFM/W):	152
Max RPM:	177

ORDER NUMBER

Model	Housing	Blade
FH-W2502-52L	BN <i>Brushed Nickel</i>	SL <i>Silver</i>
	BZ <i>Bronze</i>	BZ <i>Bronze</i>
	MB <i>Matte Black</i>	MB <i>Matte Black</i>
	MW <i>Matte White</i>	MW <i>Matte White</i>
	SB <i>Satin Brass</i>	MB <i>Matte Black</i>

Example: FH-W2502-52L-MW

*Results may vary based on application and surroundings.

*This fan comes uni-pack - blade select options are not available

SPECIFICATIONS

Construction:	Aluminum, ABS
Blade:	16° Pitch, 52" sweep
Wire:	8"
Hanging Weight:	11 lbs.
Total Power:	50W
Standards:	UL/cUL Wet Location listed, Title 24 JA8-2016 Compliant, Title 20, Energy Star rated
Motor Type:	108 x 20 sensorless DC motor

WIRELESS PERFORMANCE

Wi-Fi Range:	Up to 150 ft*
Bluetooth Range:	Up to 150 ft

LUMINAIRE PERFORMANCE

Light Source:	LED
Light Wattage:	16W
Lumens/Delivered Lumens:	1497 - 1606 (Based on CCT) / 707
Dimming:	Integrated
CRI:	90
Color Temperature:	3000K (2700K/4000K/5000K) selectable
Rated Life:	50,000 hours

The Modern Forms app synchronizes seamlessly with smart home devices you already own



modernforms.com
Phone (800) 526.2588
Fax (800) 526.2585

Headquarters/Eastern Distribution Center
44 Harbor Park Drive
Port Washington, NY 11050

Central Distribution Center
1600 Distribution Ct
Lithia Springs, GA 30122

Western Distribution Center
1750 Archibald Avenue
Ontario, CA 91760

Modern Forms retains the right to modify the design of our products at any time as part of the company's continuous improvement program. JUL 2020



SMOOTH FLUSH

FH-W2502-52L

52" Flush Mounted Fan

MODERN FORMS
SMART FANS

OPTIONAL ACCESSORIES

Bluetooth Wall Control		F-WCBT	WT White	Control fan speed and light brightness, and switch between Summer and Winter Modes. Additional Wall Controls can be purchased separately for multiple location control.
Bluetooth Remote Control		F-RCBT	WT White	Control fan speed and light brightness, and switch between Summer and Winter Modes. Compatible with WAC Smart Fans. Includes easy-to-install wall cradle and batteries.

Examples: Wall Control - **F-WCBT-WT**, Remote Control - **F-RCBT-WT**