

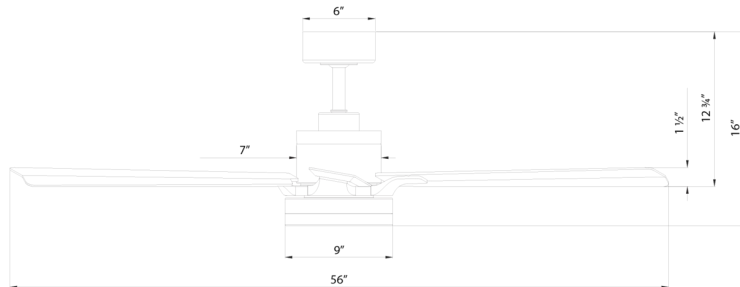
Radiant

FR-D2603-56L/A/C

56" Ceiling Fan

MODERN FORMS

SMART FANS



PRODUCT DESCRIPTION

Modern Forms sets a new design standard with Radiant, a smart ceiling fan that redefines modern comfort through light, air, and artistry. Ambient up-lighting is seamlessly integrated into the design, marking a defining moment in ceiling fan innovation. Its advanced tunable LED system delivers over 3000 lumens, creating a soft, architectural glow to illuminate the ceiling while a customizable down-light diffuser, available in alabaster, rippled acrylic, or crushed K5 crystal casts gentle radiance below.

FEATURES

- 6 fan speeds through both Summer and Winter Modes
- Silent DC motor
- Includes BT remote control (F4-RCUBT-WT)
- Optional wall control sold separately (F4-WCUBT-WT)
- Compatible with MyWAC app

AIRFLOW/ENERGY EFFICIENCY

Weighted-Average/High Airflow CFM:	4894/7973
Weighted-Average/High Energy Use (W):	26/36
Estimated Yearly Energy Cost (\$):	7
Weighted-Average/High Efficiency (CFM/W):	211
Max RPM:	151

ORDER NUMBER

Model	Housing	Blade
FR-D2603-56L	MB <i>Matte Black</i>	DK <i>Distressed Koa</i>
	MB <i>Matte Black</i>	MB <i>Matte Black</i>
	MW <i>Matte White</i>	MW <i>Matte White</i>

Example: FR-D2603-56L-MW (Acrylic), FR-D2603-56A-MW (Alabaster), FR-D2603-56C-MW (K5 Crystal)

*Results may vary based on application and surroundings.

*This fan comes uni-pack - blade select options are not available

SPECIFICATIONS

Construction:	Aluminum, ABS
Blade:	10° Pitch, 56" sweep
Downrod:	3/4"W + 6"H included
Mounting Slope:	Up to 30°
Wire:	66" (with connectors)
Hanging Weight:	21 lbs
Total Power:	82W
Standards:	UL/cUL Damp Location listed, Title 24 JA8-20 16 Compliant, Title 20, Energy Star rated
Motor Type:	153 x 20 sensorless DC motor

WIRELESS PERFORMANCE

Wi-Fi Range:	Up to 150 ft*
Bluetooth Range:	Up to 150 ft

LUMINAIRE PERFORMANCE

Light Source:	LED
Light Wattage:	30W
Lumens:	3749 - 3887 (Based on CCT)/2313
Dimming:	Integrated
CRI:	90
Color Temperature:	2700K, 3000K, 3500K 4000K, 5000K selectable/tunable
Rated Life:	50,000 hours

UPLIGHT PERFORMANCE

Light Wattage:	16W
Up Light Lumens:	898-1007 (Based on CCT)/770
Color Temperature:	2700K, 3000K, 3500K 4000K, 5000K selectable/tunable
Total Delivered Lumens:	3088 (up and down-light)

The Modern Forms app synchronizes seamlessly with smart home devices you already own



modernforms.com
Phone (800) 526.2588
Fax (800) 526.2585

Headquarters/Eastern Distribution Center
44 Harbor Park Drive
Port Washington, NY 11050

Central Distribution Center
1600 Distribution Ct
Lithia Springs, GA 30122

Western Distribution Center
1750 Archibald Avenue
Ontario, CA 91760

Modern Forms retains the right to modify the design of our products at any time as part of the company's continuous improvement program. JUL 2020

Radiant




FR-D2603-56L/A/C

56" Ceiling Fan

MODERN FORMS

SMART FANS

OPTIONAL ACCESSORIES

Bluetooth Wall Control	F4-WCUBT	WT White	Control fan speed and light brightness, and switch between Summer and Winter Modes. Additional Wall Controls can be purchased separately for multiple location control.
Bluetooth Remote Control	F4-RCUBT	WT White	Control fan speed and light brightness, and switch between Summer and Winter Modes. Compatible with Modern Forms Smart Fans. Includes easy-to-install wall cradle and batteries.
Downrod	 <p> XF-12 12IN XF-18 18IN XF-24 24IN XF-36 36IN XF-48 48IN XF-60 60IN XF-72 72IN </p>		All our downrods are .75 (in) and are threaded on the motor end to create an extra layer of security and allow for adjustments in the field.
Downrod Couplers	 <p>XF-I</p>		Connects two downrods together.
Sloped Ceiling Kit	 <p>XF-SCK</p>		Designed to accommodate buildings with steeper sloped ceilings up to 45° or 12/12 pitch.

Examples: Wall Control: **F4-WCUBT-WT**, Remote Control: **F4-RCUBT-WT**, Downrod: **XF-12-MB**, Downrod Coupler: **XF-I-MB**, Sloped Ceiling Kit: **XF-SCK-MW**

SUGGESTED DOWNROD HEIGHT USAGE

Ceiling Height	15'	14'	13'	12'	11'	10'	9'
Downrod	72"	60"	48"	36"	24"	18"	12"

SLOPED CEILING DEGREE CONVERSION CHART

Degree	4-8°	9-13°	14-17°	18-21°	22-25°	26-29°	30-32°	33-35°	36-38°	39-41°	42-44°	45°
Ceiling Slope	1/12	2/12	3/12	4/12	5/12	6/12	7/12	8/12	9/12	10/12	11/12	12/12
Pitch	pitch	pitch	pitch	pitch	pitch	pitch	pitch	pitch	pitch	pitch	pitch	pitch

Supplied mounting brackets allow mounting on ceiling slopes up to 30° (7/12 pitch). Optional slope kit allows mounting on ceilings up to 45° (12/12 pitch). The receiver will mount inside canopy up to 45°.

NOTE: Recommended maximum downrod length of 72" with 80" lead wire