

CLASSIC LINE L03B



Made in the USA



ITEM CODE

L 0 3 B



1 2 3 4 5 6 7 8 9

Additional Custom Specification Notes 10

(specify the accurate size in additional custom specification notes)

1 Types

- L - Classic Line

2 Styles

- 03 - Double Long Side Inset Frost

3 Lighting Styles

- B - Direct & Indirect Light

4 Glass Sizes

- 1836 - 18" x 36"
- 2436 - 24" x 36"
- 2448 - 24" x 48"
- 2460 - 24" x 60"
- 3042 - 30" x 42"
- 3072 - 30" x 72"
- 3232 - 32" x 32"
- 3636 - 36" x 36"
- 3642 - 36" x 42"
- 3648 - 36" x 48"
- 3660 - 36" x 60"
- 4242 - 42" x 42"
- 4260 - 42" x 60"
- Custom 3173 - 31.4" x 72.5"

(specify the accurate size in additional custom specification notes)

5 Outputs

- S - Standard Output  
(550 lumens/ft; 4.5 watts/ft)
- H - High Output  
(750 lumens/ft; 6 watts/ft)

Account for approximately 50% -60% light loss factor

- 60% for direct lighting
- 50% for indirect lighting

Use frost size on page 2 to calculate linear footage

6 Color Temperatures

- 00 - Color Switchable 2700k-6500k (90+ CRI)  
(Only available with high output with touch sensor accessory or MTS)
- 27 - 2700k (90+ CRI)
- 30 - 3000k (90+ CRI)
- 35 - 3500k (90+ CRI)
- 40 - 4000k (90+ CRI)
- 50 - 5000k (90+ CRI)

7 Drivers

- V - 120-277VAC 0-10 Dimmable
- E - 120-277VAC ELV Dimmable
- N - 120-277VAC Non-Dimming  
(Mirrors with touch sensor has to use a non-dimming driver)

8 Mounting

- 1 - Vertical
- 2 - Horizontal

9 Accessories

- NA - None
- TS - Touch Sensor
- AF - Anti-Fog Demister
- NL - Night Light (Selected styles only)
- AT - Anti-Fog & Touch Sensor
- NT - Night Light & Touch Sensor
- AN - Anti Fog & Night Light
- AL - Anti-Fog, Night Light & Touch Sensor
- TR - Matrix Touch System

10 Additional Custom Specification Notes

- Low-Iron Glasses
- Bluetooth Speakers
- Antimicrobial Powder Coat
- DIY Touch Sensor Icons
- Powder Coated Chassis
- Custom Inset & Frosting Sizes (Up to 2")



# CLASSIC LINE L03B



Made in the USA

## ACCESSORY DESCRIPTIONS

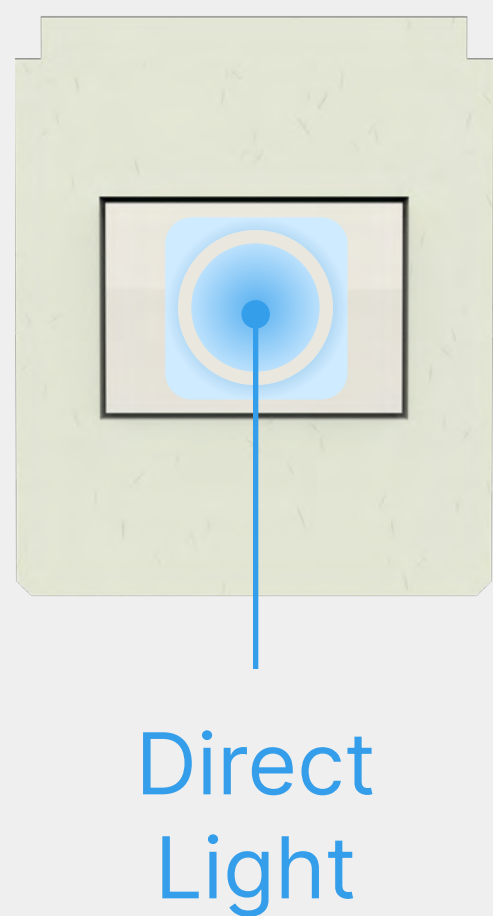
### Anti-Fog Demister (120v power supply)

Available Sizes	Connection Options
<ul style="list-style-type: none"><li>• 12" x 12" • 16" x 28"</li><li>• 12" x 18" • 18" x 22"</li><li>• 16" x 16" • 18" x 34"</li></ul>	<ul style="list-style-type: none"><li>• On touch sensor</li><li>• On hard wire</li></ul>

### Touch Sensor

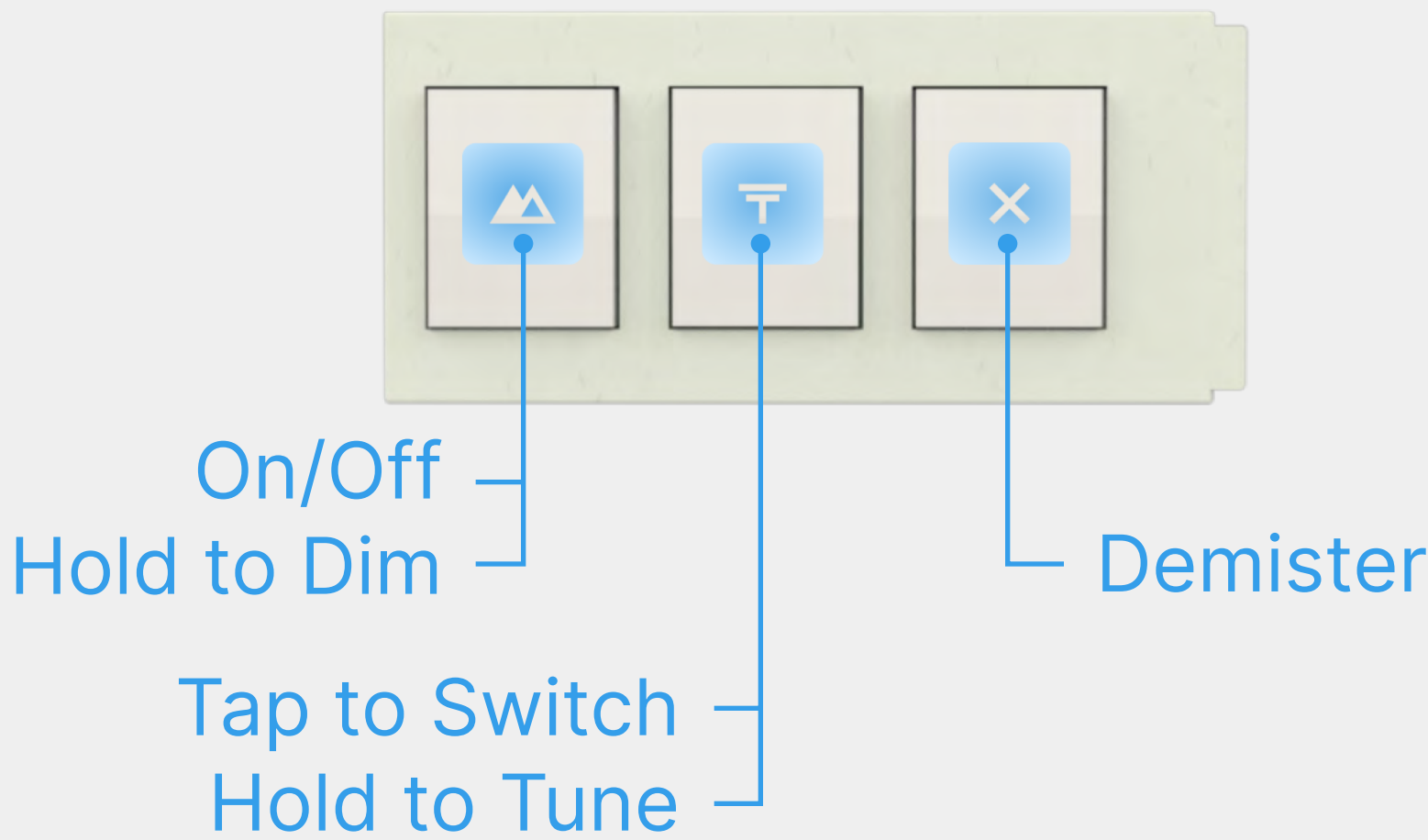
#### 1 Key Touch Sensor

- On/Off Dim
- Color Temperature Switchable between 2700k to 6500k



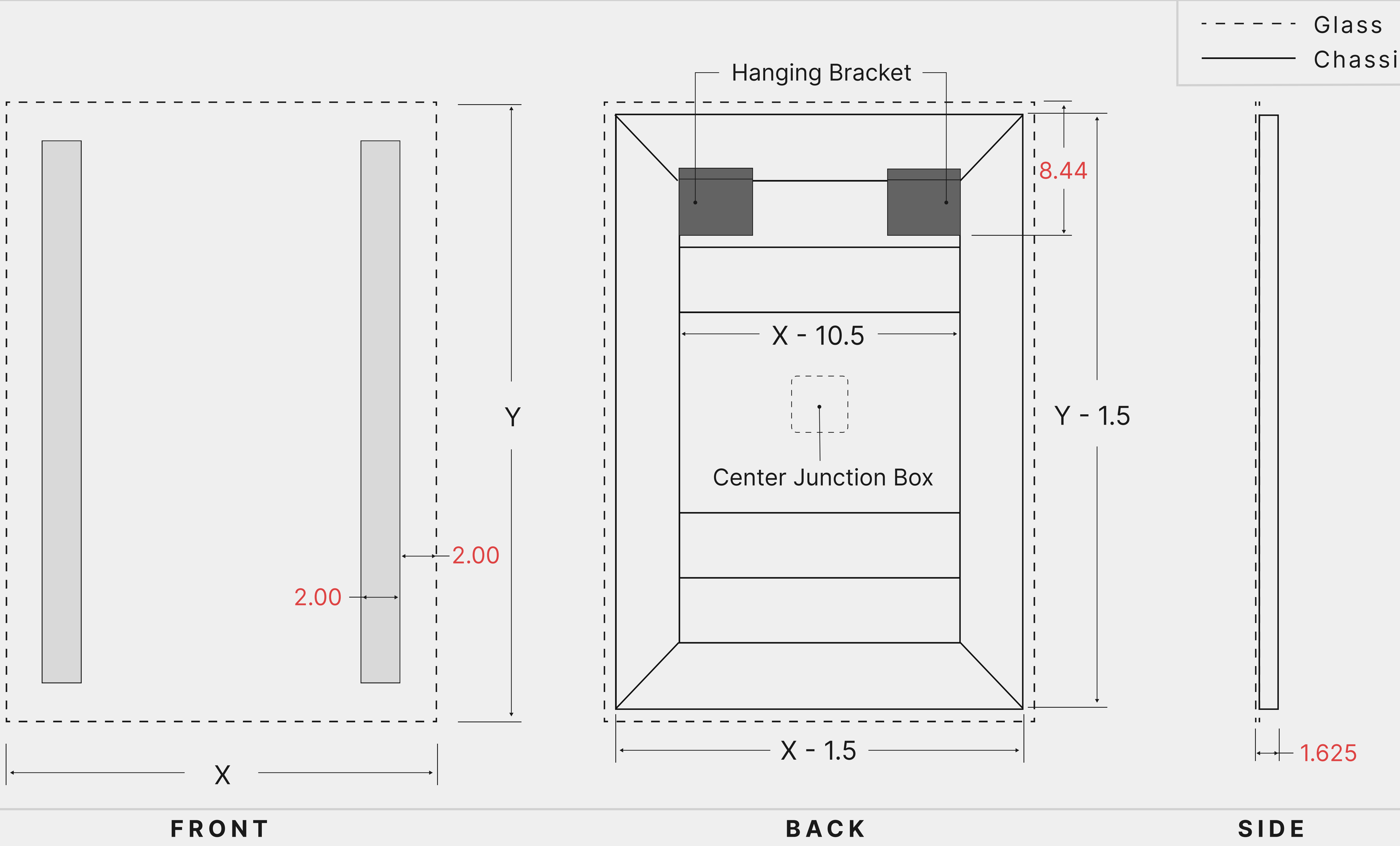
#### Matrix Touch System

- On/Off Dim
- Color Temperature Tunable between 2700k to 6500k
- Demister



## STANDARD SIZE (Dimensions in red are set) UNIT: inch

Frost: 2.00	Depth: 1.625	Glass Width: X	Full Width: X
Inset: 2.00		Glass Height: Y	Full Height: Y



Please punch holes **after** the dashed line

Please punch holes **before** the dashed line