

CLASSIC LINE L02I



Made in the USA



ITEM CODE

L 0 2 I

1 2 3 4 5 6 7 8 9



Additional Custom Specification Notes 10

(specify the accurate size in additional custom specification notes)

1 Types

- L - Classic Line

2 Styles

- 02 - Full Frame Edge Frost

3 Lighting Styles

- I - Indirect Light

4 Glass Sizes

- |                    |                    |                    |                    |  |
|--------------------|--------------------|--------------------|--------------------|--|
| • 1836 - 18" x 36" | • 3042 - 30" x 42" | • 3232 - 32" x 32" | • 3660 - 36" x 60" | • 4260 - 42" x 60"   |
| • 2436 - 24" x 36" | • 3048 - 30" x 48" | • 3636 - 36" x 36" | • 3672 - 36" x 72" | • 4284 - 42" x 84"   |
| • 2448 - 24" x 48" | • 3060 - 30" x 60" | • 3642 - 36" x 42" | • 4242 - 42" x 42" | • Custom 3173 - 31.4" x 72.5"  |
| • 2460 - 24" x 60" | • 3072 - 30" x 72" | • 3648 - 36" x 48" | • 4254 - 42" x 54" | (specify the accurate size in additional custom specification notes) |

5 Outputs

- S - Standard Output  
(550 lumens/ft; 4.5 watts/ft)
- H - High Output  
(750 lumens/ft; 6 watts/ft)

Account for approximately 50% -60% light loss factor

- 60% for direct lighting
- 50% for indirect lighting

Use frost size on page 2 to calculate linear footage

6 Color Temperatures

- 00 - Color Switchable 2700k-6500k (90+ CRI)  
(Only available with high output with touch sensor accessory or MTS)
- 27 - 2700k (90+ CRI)
- 30 - 3000k (90+ CRI)
- 35 - 3500k (90+ CRI)
- 40 - 4000k (90+ CRI)
- 50 - 5000k (90+ CRI)

7 Drivers

- V - 120-277VAC 0-10 Dimmable
- E - 120-277VAC ELV Dimmable
- N - 120-277VAC Non-Dimming  
(Mirrors with touch sensor has to use a non-dimming driver)

8 Mounting

- 1 - Vertical
- 2 - Horizontal

9 Accessories

- |                          |   |   |
|--------------------------|---|---|
| • NA - None              | • NL - Night Light (Selected styles only) | • AN - Anti Fog & Night Light               |
| • TS - Touch Sensor      | • AT - Anti-Fog & Touch Sensor            | • AL - Anti-Fog, Night Light & Touch Sensor |
| • AF - Anti-Fog Demister | • NT - Night Light & Touch Sensor         | • TR - Matrix Touch System                  |

10 Additional Custom Specification Notes

- |                          |                         |  |
|--------------------------|-------------------------|--|
| • Low-Iron Glasses       | • Bluetooth Speakers    | • Antimicrobial Powder Coat                |
| • DIY Touch Sensor Icons | • Powder Coated Chassis | • Custom Inset & Frosting Sizes (Up to 2") |



CLASSIC LINE L02I



Made in the USA

ACCESSORY DESCRIPTIONS

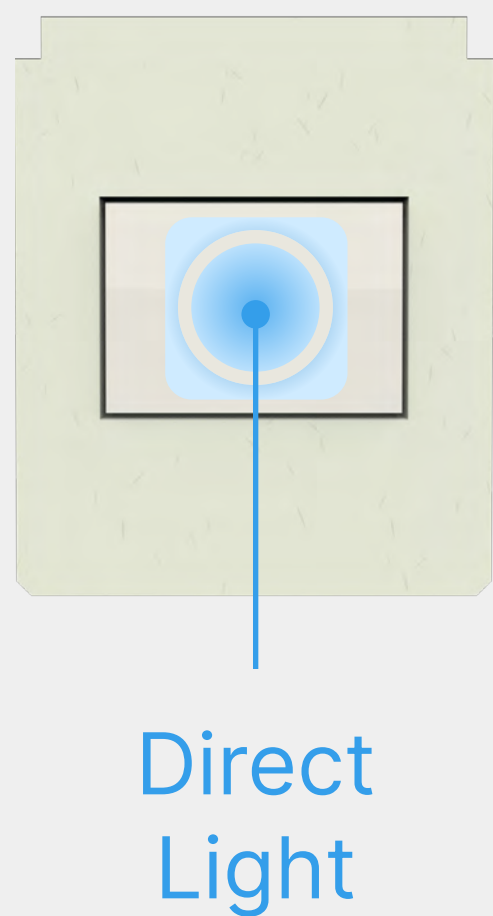
Anti-Fog Demister (120v power supply)

Available Sizes	Connection Options
<ul style="list-style-type: none"><li>• 12" x 12"</li><li>• 16" x 28"</li><li>• 12" x 18"</li><li>• 18" x 22"</li><li>• 16" x 16"</li><li>• 18" x 34"</li></ul>	<ul style="list-style-type: none"><li>• On touch sensor</li><li>• On hard wire</li></ul>

Touch Sensor

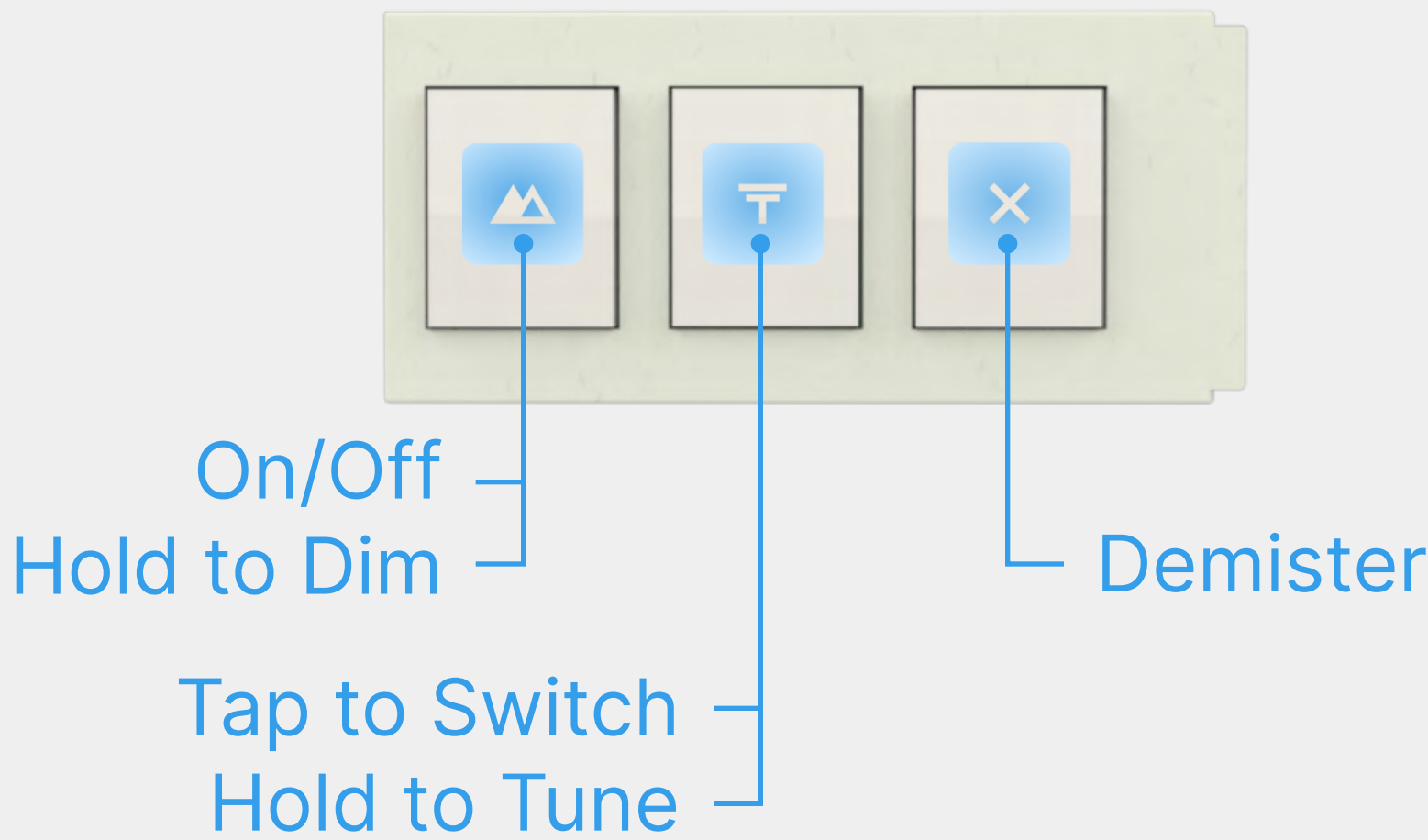
1 Key Touch Sensor

- On/Off Dim
- Color Temperature Switchable between 2700k to 6500k



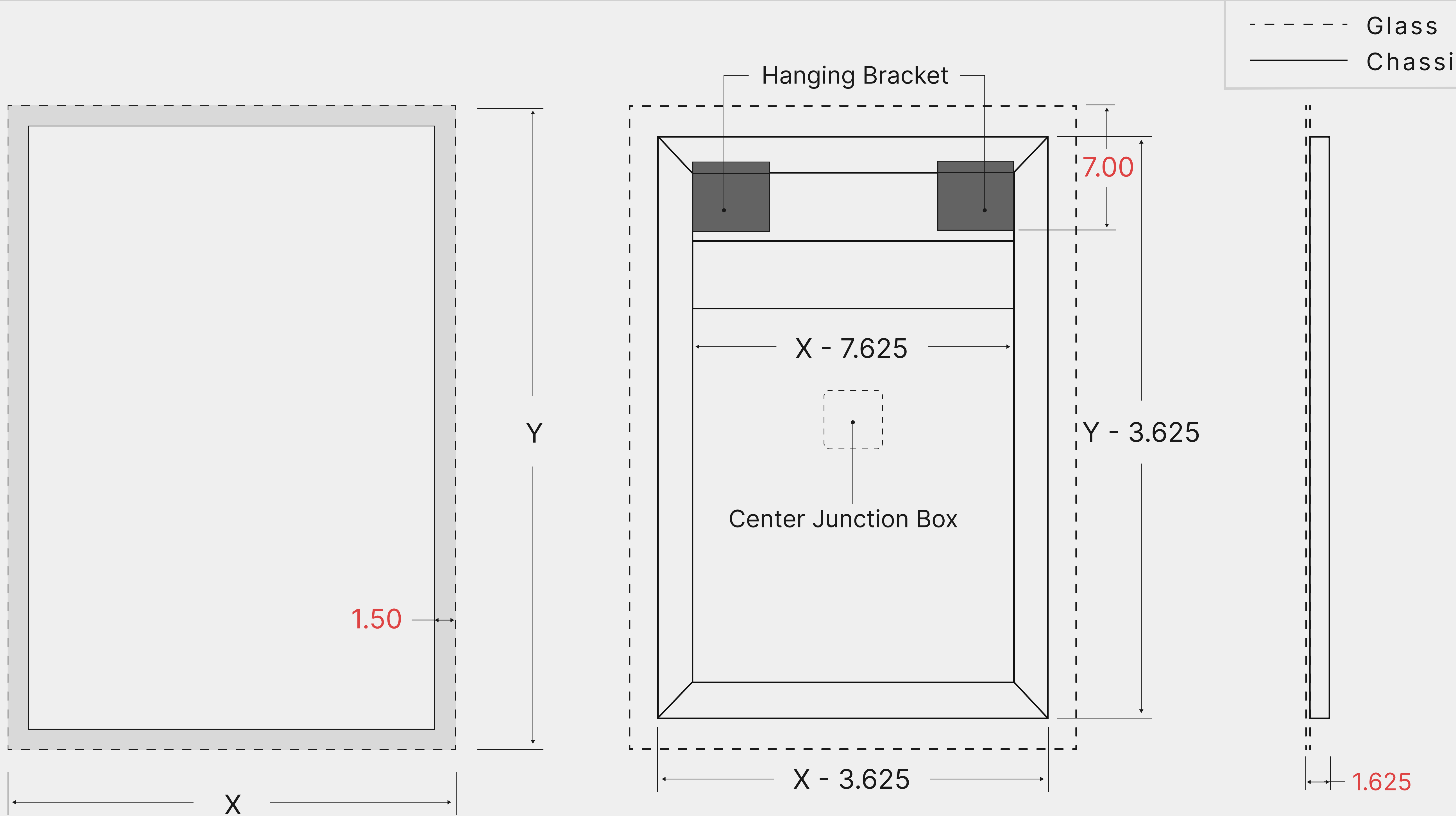
Matrix Touch System

- On/Off Dim
- Color Temperature Tunable between 2700k to 6500k
- Demister



STANDARD SIZE (Dimensions in red are set) UNIT: inch

Frost: 1.50	Depth: 1.625	Glass Width: X	Full Width: X
Inset: N/A		Glass Height: Y	Full Height: Y



FRONT BACK SIDE

Please punch holes after the dashed line

Please punch holes before the dashed line