

PIPELINE CHANDELIER 2 VERTICAL – P

PENDANT / DESIGNER: CAINE HEINTZMAN / 2020

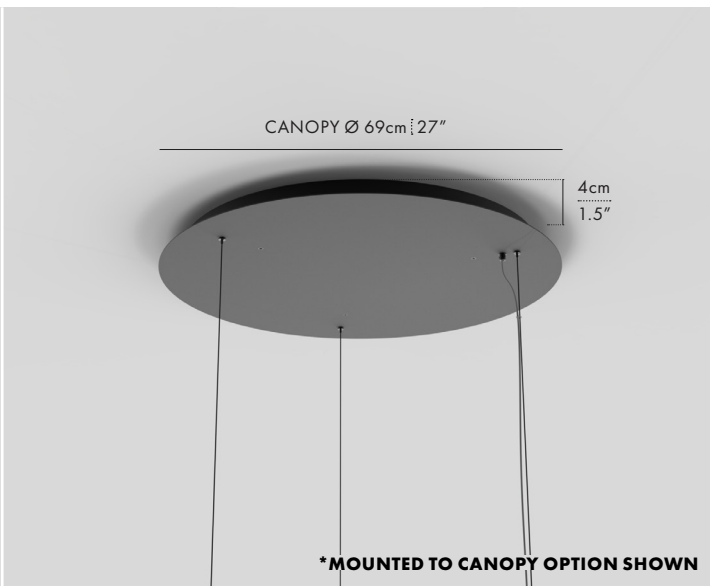
A-N-D

MANUFACTURED IN CANADA

A-N-D.COM



PIP-CHA-2-P-BK-27-ELV-120



VISIT [A-N-D.COM](https://www.a-n-d.com) FOR 3D MODELS INCLUDING REVIT/IES.

DESCRIPTION

By definition, the Pipeline Chandelier features a cylindrical arrangement of linear illuminated sections cinched by metal hoops. Its carousel like form proposes an unconventional lighting solution, one that radiates and spreads from its concentric structure.

TYPE

Pendant Chandelier

PENDANT DIMENSIONS

- Ø 76.5 x 42cm / Ø 30" x 16.5"
- Weight: 11kg / 25lbs

FINISHES



BLACK "BK"



WHITE "WH"



BRASS "BR"



COPPER "CP"



CHROME "CH"

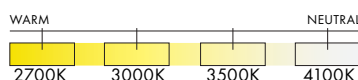


FOR CUSTOM FINISHES,
PLEASE INQUIRE.

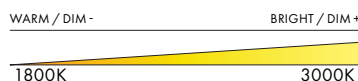
TECHNICAL INFORMATION

- Input Voltage:
110–120V, 220–240V, 110–277V
- Lamping:
9 x Integral 5W 24V DC LED
CRI 90+, 50,000 hours
- Lumens:
2151 lumens delivered
- Power Supply:
Phase dimming, 0-10V, DALI

COLOUR TEMPERATURE



DIM TO WARM



CERTIFICATIONS



* APPLICATION: DRY INDOOR LOCATION ONLY

CUSTOM AVAILABLE

Pipeline Chandelier can be expanded further than the shown options.
For custom arrangements and special projects, please contact info@a-n-d.com

MATERIALS

- Aluminum
- Acrylic

CANOPY DIMENSIONS

- Ø 69cm / 27"
- Canopy weight: 11kg / 25lbs
- Hang weight: 23kg / 50lbs

CANOPY OPTIONS

- Mount to canopy *standard
- Mount to surface, floating canopy
(for sloped ceilings) *by request

CANOPY FINISHES



BLACK (BK)



WHITE (WH)



MIRRORED (MI)



FOR CUSTOM FINISHES,
PLEASE INQUIRE.

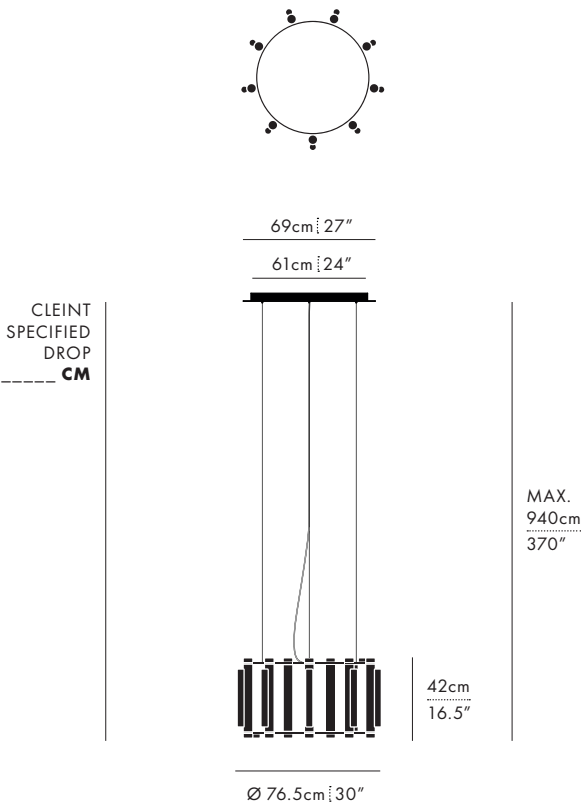
PIPELINE CHANDELIER 2 VERTICAL – P

PENDANT / DESIGNER: CAINE HEINTZMAN / 2020

A-N-D
MANUFACTURED IN CANADA
A-N-D.COM

VERTICAL

☐ PIP-CHA-2-P-_-_-_-_-_-_-_-



SERIES	MODEL	TYPE	FINISH	CCT	SPECIFIED DROP	PS	VOLTAGE IN
PIP	CHA-2	P	<input type="checkbox"/> BK (BLACK)	<input type="checkbox"/> 27 (2700K)	<input type="checkbox"/> _____ CM	<input type="checkbox"/> ELV	<input type="checkbox"/> 120
			<input type="checkbox"/> WH (WHITE)	<input type="checkbox"/> 30 (3000K)	(please specify drop	<input type="checkbox"/> 010	<input type="checkbox"/> 230
				<input type="checkbox"/> 35 (3500K)	height in centimeters)	<input type="checkbox"/> DAL	<input type="checkbox"/> 277*
			<input type="checkbox"/> BR (BRASS)	<input type="checkbox"/> 41 (4100K)			
			<input type="checkbox"/> CP (COPPER)	<input type="checkbox"/> DW (DIM TO WARM)			
			<input type="checkbox"/> CH (CHROME)				

*277 ONLY AVAILABLE WITH 010



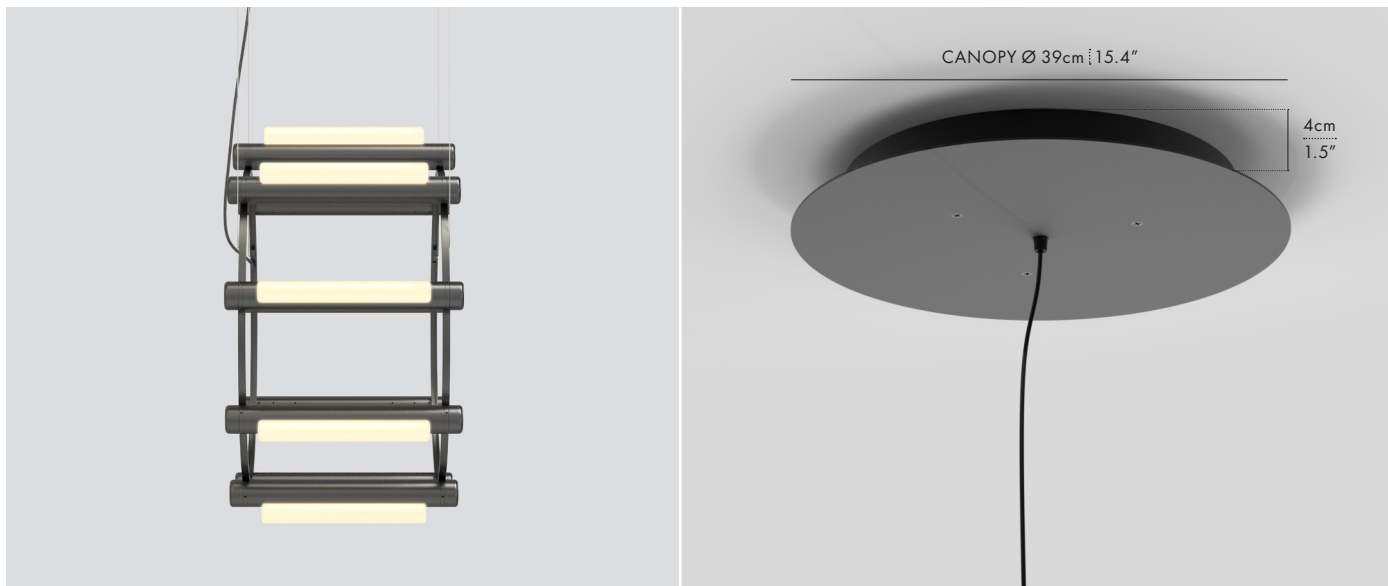
PIPELINE CHANDELIER 2 HORIZONTAL – P

PENDANT / DESIGNER: CAINE HEINTZMAN / 2020

A-N-D

MANUFACTURED IN CANADA

A-N-D.COM



PIP-CHA-2-P-BK-27-ELV-120

VISIT [A-N-D.COM](https://www.a-n-d.com) FOR 3D MODELS INCLUDING REVIT/IES.

DESCRIPTION

By definition, the Pipeline Chandelier features a cylindrical arrangement of linear illuminated sections cinched by metal hoops. Its carousel like form proposes an unconventional lighting solution, one that radiates and spreads from its concentric structure.

TYPE

Pendant Chandelier

PENDANT DIMENSIONS

- 42 x Ø 76.5cm / 16.5" x Ø 30"
- Weight: 11kg / 25lbs

FINISHES



BLACK "BK"



WHITE "WH"



BRASS "BR"



COPPER "CP"



CHROME "CH"

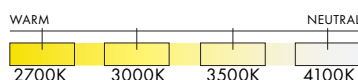


FOR CUSTOM FINISHES,
PLEASE INQUIRE.

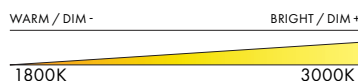
TECHNICAL INFORMATION

- Input Voltage:
110–120V, 220–240V, 110–277V
- Lamping:
9 x Integral 5W 24V DC LED
CRI 90+, 50,000 hours
- Lumens:
2151 lumens delivered
- Power Supply:
Phase dimming, 0-10V, DALI

COLOUR TEMPERATURE



DIM TO WARM



CERTIFICATIONS



* APPLICATION: DRY INDOOR LOCATION ONLY

CUSTOM AVAILABLE

Pipeline Chandelier can be expanded further than the shown options.
For custom arrangements and special projects, please contact info@a-n-d.com

MATERIALS

- Aluminum
- Acrylic

CANOPY DIMENSIONS

- Ø 69cm / 27"

CANOPY OPTIONS

- Mount to surface, floating canopy
*(by request for sloped ceilings)

CANOPY FINISHES



BLACK (BK)



WHITE (WH)



MIRRORED (MI)



FOR CUSTOM FINISHES,
PLEASE INQUIRE.

PIPELINE CHANDELIER 2 HORIZONTAL – P

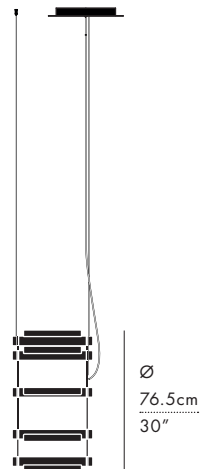

PENDANT / DESIGNER: CAINE HEINTZMAN / 2020

A-N-D
MANUFACTURED IN CANADA
A-N-D.COM

VERTICAL

☐ PIP-CHA-2-P-____-____-____-____

CLEINT
SPECIFIED
DROP
____ **CM**



MAX.
952.5cm
375"

Ø
76.5cm
30"

42cm | 16.5"

SERIES	MODEL	TYPE	FINISH	CCT	SPECIFIED DROP	PS	VOLTAGE IN
PIP	CHA-2	P	<input type="checkbox"/> BK (BLACK)	<input type="checkbox"/> 27 (2700K)	<input type="checkbox"/> _____ CM	<input type="checkbox"/> ELV	<input type="checkbox"/> 120
			<input type="checkbox"/> WH (WHITE)	<input type="checkbox"/> 30 (3000K)	(please specify drop	<input type="checkbox"/> 010	<input type="checkbox"/> 230
				<input type="checkbox"/> 35 (3500K)	height in centimeters)	<input type="checkbox"/> DAL	<input type="checkbox"/> 277*
			<input type="checkbox"/> BR (BRASS)	<input type="checkbox"/> 41 (4100K)			
			<input type="checkbox"/> CP (COPPER)	<input type="checkbox"/> DW (DIM TO WARM)			
			<input type="checkbox"/> CH (CHROME)				

*277 ONLY AVAILABLE WITH 010

