

IRI-90-P-A-A-BLK-27-ELV-120

VISIT [A-N-D.COM](https://a-n-d.com) FOR 3D MODELS INCLUDING REVIT/IES.

DESCRIPTION

Encased in an elliptical shell, the Iris performs with a weightlessness that lends it an aerial quality. Suspended as a pendant, the Iris floats effortlessly mid-air.

TYPE

Pendant

DIMENSIONS

- Combination Dependant
A: Ø 90 x 30cm / Ø 35.5" x 11.75"
B: Ø 90 x 15cm / Ø 35.5" x 6"
- Adjustable drop length: 300cm / 118"
- * CUSTOM LENGTH AVAILABLE
- Weight: 6kg / 13lbs

CERTIFICATIONS

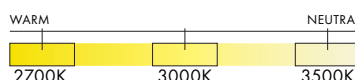


* APPLICATION: DRY INDOOR LOCATION ONLY

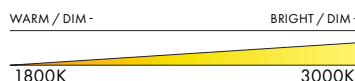
TECHNICAL INFORMATION

- Input Voltage:
110–120V, 220–240V, 110–277V
- Lamping:
1 x Integral 34W 35V DC LED
CRI 90+, 50,000 hours
- Lumens:
2632 lumens delivered
- Power Supply:
Phase dimming, 0–10V, DALI

COLOUR TEMPERATURE OPTIONS



DIM TO WARM



MATERIALS

- Aluminum
- Acrylic
- Suspension


FINISHES



BLACK "BLK"

SILVER "SLV"

LENS FINISH



CLEAR (CLR)



FOR CUSTOM FINISHES,
PLEASE INQUIRE.

SERIES	SIZE	TYPE	DOWN	UP	FINISH	CCT	PS	VOLTAGE IN
IRI	90	P	<input type="checkbox"/> A	<input type="checkbox"/> A	<input type="checkbox"/> BLK (BLACK)	<input type="checkbox"/> 27 (2700K)	<input type="checkbox"/> ELV	<input type="checkbox"/> 120
			<input type="checkbox"/> B	<input type="checkbox"/> B	<input type="checkbox"/> SLV (SILVER)	<input type="checkbox"/> 30 (3000K)	<input type="checkbox"/> 010	<input type="checkbox"/> 230
						<input type="checkbox"/> 35 (3500K)	<input type="checkbox"/> DAL	<input type="checkbox"/> 277*
						<input type="checkbox"/> DW (DIM TO WARM)		

*277 ONLY AVAILABLE WITH 010

