

# Kartell



Bourgie  
Ferruccio Laviani



## TRANSPARENCY 2.0

This product is the result of incessant research and innovation. Kartell was the first to use transparency in design and now, in a process of continuous evolution, is able to create its best-selling products and new concepts with a green version of polycarbonate as part of the “Kartell loves the planet” project.

It is a material that uses a renewable feedstock from the pulp and paper industry in the synthesis phase.

It is ISCC\* certified, supporting the transition to a circular economy by ensuring traceability throughout the supply chain and enabling sustainable products to be sourced from any certificate holder.

The new polycarbonate 2.0 guarantees the structural and mechanical characteristics of the fossil feedstock and makes it possible to work on design and aesthetics without any restriction.

\* (International Sustainability and Carbon Certification)  
<https://www.iscc-system.org>

## 透明 2.0

本产品是不断研究和创新的成果。Kartell是首家在设计中使用透明材料的公司；如今，在不断发展的过程中，能够使用绿色版本的聚碳酸酯来创造其最畅销的产品和新概念，作为“Kartell爱地球”项目的一部分。

它是一种在合成阶段使用来自纸浆和造纸工业中的可再生原料制成的材料。它已获得ISCC\*认证，通过确保整个供应链的可追溯性以及确保从任何证书持有者处采购可持续产品，支持向循环经济的过渡。

新型聚碳酸酯2.0，保证了化石原料的结构和机械特性，从而可以不受任何限制地对设计和美观进行打造。

\* (国际可持续发展与碳认证 International Sustainability and Carbon Certification)  
<https://www.iscc-system.org>

## INFORMATION PROVIDED BY THE PRODUCER FOR THE PURCHASER

Materials Body: New 2.0 transparent or mass-dyed polycarbonate, a material that uses renewable feedstock from the pulp and paper industry in the synthesis phase.

The process used for the production of the material is ISCC certified\* (International Sustainability and Carbon Certification);

Light bulb: 110V • MAX 3x4W LED • 60 Hz E14

Note: this product datasheet complies with the provisions of the law governing "Consumer Information" envisaged by Legislative Decree no. 206 of 6 September 2005 (Consumer Code), supplementing and/or replacing Law no. 126 of 10 April 1991 on "Consumer Information Regulations", as well as Decree no. 101 of 8 February 1997 "Implementing Regulations".

Maintenance instructions: disconnect the lamp from the power supply and clean the product with a damp cloth and soap or neutral liquid detergents diluted with water. **Do not use ethyl alcohol or detergents that contain even small amounts of acetone, trichloroethylene or ammonia (or solvents in general).**

### WARNING

Carefully read instructions for product use, equipment safety is only guaranteed when observed. Therefore they must be kept.

Do not shield the product with objects or clothing that jeopardize operations. Disconnect the power supply upon installation and whenever touching the light bulb. Only use the indicated type of lightbulb and do not exceed set maximum power. If the equipment power cord is damaged it must only be replaced by qualified personnel using an identical spare part.

Kartell will accept no liability for any damages caused to property or persons subsequent to incorrect handling of the product. If the assistance of the manufacturer is required to rectify faults arising from incorrect installation or use, this assistance is not covered by the guarantee.

### 製造商給予購買者的信息

燈體材料： 新型透明或通體染色的聚碳酸酯2.0材料，在其合成階段中使用源自纖維素和造紙工業的可再生原材料。 材料的生產過程獲得ISCC認證\*（國際可持續發展和碳認證）。

燈泡：110V • MAX 3X4W LED • 60 Hz E14

警告：本產品說明書符合2005年9月6日頒布的第206號法令（《消費者法》）中關於“消費者信息”的法律規定；該法令補充和/或替代1991年4月10日頒布的、包含“消費者信息規則”的第126號法令以及1997年2月8日頒布的第101號法令《實施條例》。

產品維護：拔出燈具的電源插頭，並用鹼皂液或中性洗滌液（最好用水稀釋）的濕軟布清潔產品。

**絕對避免使用乙醇或含有少量丙酮、三氯乙烯和氨的洗滌劑（一般性溶劑）。**

### 警告

請仔細閱讀產品的使用方法，只有遵守這些方法才能保證設備的安全。因此，必須妥善保存它們。

切勿用物體或衣服遮擋本產品，以免影響其功能。在安裝過程中以及對燈具進行處理時，請確保已拔出電源插頭。僅使用指定類型的燈泡，且絕對不能超過最大額定功率。如果本設備的電纜損壞，只能由具備資格的人員使用相同的備件進行更換。

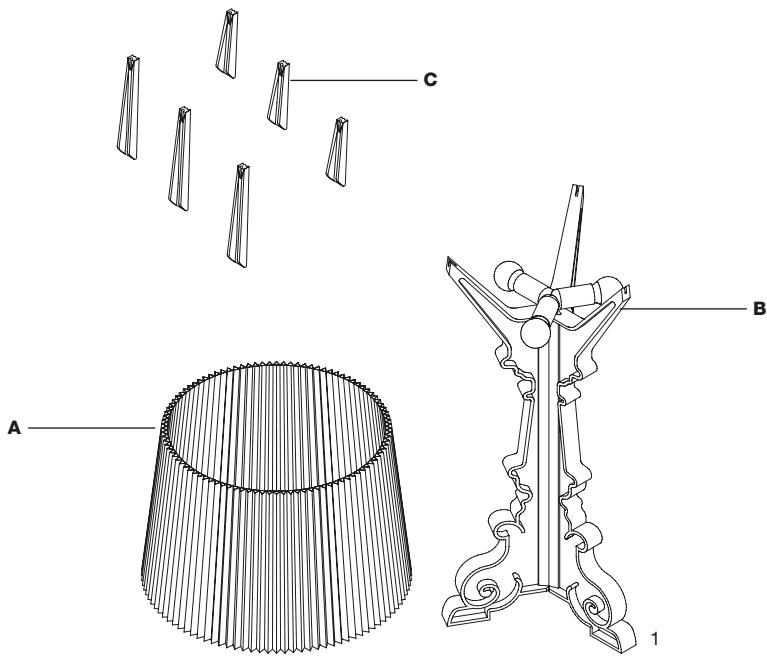
KARTELL公司對因不當使用本產品而造成的財物損失或人身傷害概不負責。保修範圍不涵蓋對於不當使用本產品而損壞的本產品或其部件進行任何形式的幫助或維修。

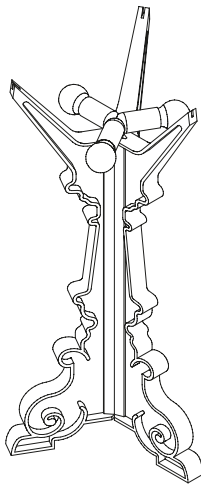

## ASSEMBLY INSTRUCTIONS

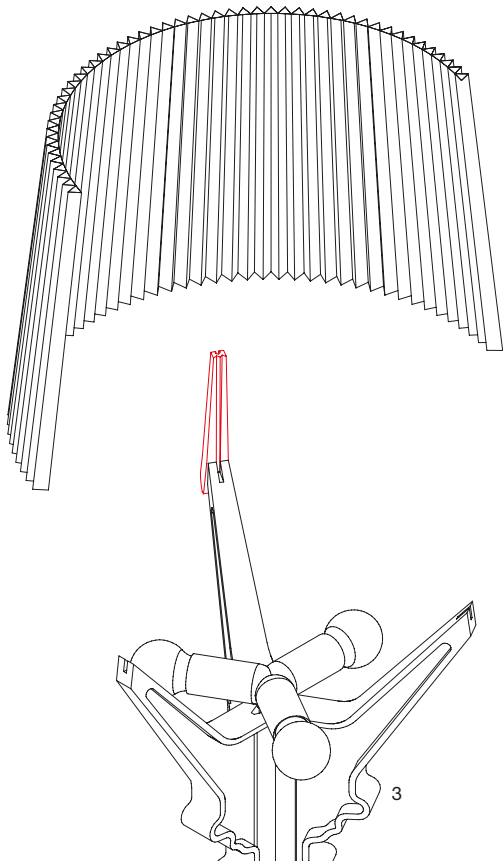
- 1 Unpack the single elements: hood (a), structure (b), spacers packet (c);  
To better satisfy the customer's personal taste, the lamp has been designed to be assembled at three different heights - 68, 73 and 78 cm.
- 2 To assemble h 68 cm: slide the hood of the lamp into the special seats, without using the spacers.
- 3 To assemble h 73/78 cm: apply the 50/100 mm spacer – shown in red in the drawing – to the arm of the structure, pushing until it clicks into place. Slide the hood into the special seats on the spacer. We recommend keeping the bag with the spacers in order to change the lamp configuration at a later time.

## 裝配說明

- 1 打開各個元件的包裝：燈罩 (A)，結構 (B)，墊片包裝 (C)；  
為了更好地滿足用戶的品味，本燈具設計為三種不同的高度——68、73與78公分。
  - 2 高度68公分的裝配：將燈罩安裝到專用底座中，無需使用墊片。
  - 3 高度73/78公分的裝配：將50/100毫米的墊片（圖中紅色突出顯示）卡入到結構的臂上。  
將燈罩安裝到墊片上的專用底座中。
- 建議保存裝有墊片的袋子，以便以後能夠更換燈具的配置。











### **USER INFORMATION ON RECYCLING**

If this symbol is found on a Kartell product, it must be disposed of separately from domestic waste. Product recycling: Do not dispose of lighting equipment of electrical components with domestic waste. In fact, in some countries or regions, electric and electronic material is collected separately for recycling. For further information, contact you local authorities, if recycling systems are not available, return lighting material or components to the store where they were purchased.



### 給予用戶的回收信息

如果KARTELL公司的產品帶有此符號，則必須與生活垃圾分開處理。

產品回收：切勿將燈具或電氣元件與生活垃圾一同處理，實際上某些國家或地區設有用於電氣和電子材料處理的分類收集系統。

有關更多信息，請聯繫當地有關部門；如果沒有分類收集系統，請將燈具或組件送回到購買它的商店。





DISCOVER  
BOURGIE



STAMPATO SU CARTA RICICLATA - PRINTED ON RECYCLED PAPER - AUF RECYCLING-PAPIER GEDRUCKT  
IMPRIMÉ SUR PAPIER RECYCLÉ - IMPRESO EN PAPEL RECICLADO - IMPRESSO EM PAPEL RECICLADO - 再生紙にプリント  
在再生紙上印刷 - 재생지 인쇄 - ОТПЕЧАТАНО НА БУМАГЕ, ПОЛУЧЕННОЙ В РЕЗУЛЬТАТЕ ВТОРИЧНОЙ ПЕРЕРАБОТКИ - مطبوعة على ورق معاد تدويره

**Kartell**

Via delle Industrie, 1 • 20082 Noviglio MI • t. +39 02 90012 1 • f. +39 02 9009 1212 • [kartell@kartell.it](mailto:kartell@kartell.it)  
[www.kartell.com](http://www.kartell.com)