



Blisscape incarna perfettamente l’approccio innovativo di Poltrona Frau all’idea di comfort contemporaneo. Il suo nome nasce dalla fusione di "bliss" (beatitudine) e "escape" (evasione), un’oasi di tranquillità. Una definizione perfetta per questa seduta accogliente, ispirata alle sensazioni di benessere e convivialità evocate dalla canzone “Perfect Day” di Lou Reed.

CARATTERISTICHE TECNICHE

Base. Telaio in tubolare metallico verniciato nero.

Struttura schienali. In massello di faggio e pioppo, multistrato di betulla e tamponamento con pannelli in faesite. Le parti laterali sagomate sono realizzate in poliuretano espanso ottenuto da stampo.

Struttura bracciolo. In lamiera d'acciaio e multistrato di betulla con una leggera imbottitura in poliuretano espanso.

Imbottitura base e schienali. In poliuretano espanso.

Cuscino seduta. Disponibile nelle versioni:

- “Soft comfort”, con fodera in ovatta poliestere e poliuretani a differente densità con presenza di viscoelastico. In questo caso l'imbottitura è paragonabile al cuscino standard con piuma, cedevole al peso a garanzia di una seduta confortevole, avvolgente e rilassata. L'imbottitura si ri-assesta autonomamente e la tenuta è costante nel tempo.
- “Firm comfort”, con fodera in ovatta poliestere e poliuretani a differente densità con presenza di espanso ad alta tecnologia e di viscoelastico. In questo caso l'imbottitura ha una maggiore densità quindi risulta meno avvolgente e “morbida”. La seduta è più sostenuta e composta. L'imbottitura si ri-assesta autonomamente e la tenuta è costante nel tempo.

Cuscino schienale. Imbottito in ovatta poliestere con inserto in poliuretano espanso a spessori differenti per diversificare le aree di comfort. I cuscini dello schienale dispongono di un meccanismo metallico che ne permette la movimentazione. Il fissaggio avviene tramite un sistema a scatto tra slitte e baionette. Agendo sulle molle delle baionette, il cuscino può essere facilmente rimosso.

Cuscino bracciolo. Imbottito in ovatta poliestere con inserto stabilizzante in poliuretano espanso. È assicurato alla struttura del bracciolo mediante bottoni automatici.

Altri elementi strutturali. In lamiera d'acciaio verniciato nero.

Piedi. Realizzati in alluminio anodizzato nero di forma cilindrica. Dei puntali in nylon nero sono posti a protezione del pavimento.

Rivestimento. Interamente in Pelle Frau® (anche bicolore) o nelle opzioni che abbinano più materiali. Il primo rivestimento viene applicato alla struttura, mentre il secondo ai cuscini di seduta, schienale e bracciolo.

- ColorSphere® (SC)
- ColorSphere® (SC) bicolore*
- ColorSphere® (SC) / Fabric A

Blisscape perfectly embodies Poltrona Frau's innovative approach to contemporary comfort. Its name is a fusion of "bliss" and "escape", an oasis of tranquility. A perfect definition for this welcoming seat, inspired by the feelings of well-being and togetherness evoked by the song "Perfect Day" by Lou Reed.

TECHNICAL FEATURES

Base. Frame in black painted tubular metal.

Backrest structure. Made of solid beech and poplar wood, birch plywood, and filled with faesite panels. The shaped lateral parts are made of molded polyurethane foam.

Armrest structure. Made of steel sheet and birch plywood with light polyurethane foam padding.

Seat and backrest padding. In polyurethane foam.

Seat cushion. Available in two versions:

- "Soft comfort", with polyester padding and polyurethane foam in different densities, including viscoelastic foam. This filling is comparable to a standard feather cushion, yielding under weight to ensure a comfortable, enveloping, and relaxed seating experience. The padding re-adjusts automatically and the support remains consistent over time.
- "Firm comfort", with polyester padding and polyurethane foam in different densities, including high-tech foam and viscoelastic foam. This filling has a higher density, so it is less enveloping and "soft." The seat is firmer and more composed. The padding re-adjusts automatically and the support remains consistent over time.

Backrest cushion. Filled with polyester padding and a polyurethane foam insert of varying thicknesses to provide different comfort areas. The backrest cushions feature a metal mechanism that allows for movement. They are fixed by a snap system between the slides and bayonets. By adjusting the springs of the bayonets, the cushion can be easily removed.

Armrest cushion. Filled with polyester padding and a stabilizing insert of polyurethane foam. It is secured to the armrest structure using snap buttons.

Other structural elements. Made of black painted steel sheet.

Feet. Made of black anodized aluminum, cylindrical in shape. Nylon black tips are placed at the base to protect the floor.

Upholstery. Entirely in Pelle Frau® (including bicolor options) or in combinations of different materials. The first upholstery is applied to the structure, while the second is applied to the seat, backrest, and armrest cushions.

- ColorSphere® (SC)
- ColorSphere® (SC) two-tone*

- ColorSphere (SC) / Fabric B
- ColorSphere (SC) / Fabric C
- ColorSphere (SC) / C.O.M.
- Nest
- Nest bicolore*
- Nest / Fabric A
- Nest / Fabric B
- Nest / Fabric C
- Nest / C.O.M.
- Soulful
- Soulful / Fabric A
- Soulful / Fabric B
- Soulful / Fabric C
- Soulful / Fabric C.O.M.
- Velvety

Per verificare i tessuti disponibili si prega di consultare la tabella dedicata “Schema abbinamento prodotti-tessuti”.

N.B. L’opzione bicolore prevede una maggiorazione del 5% rispetto al prezzo della categoria pelle.

Sfoderabilità. Prevista solo per i cuscini (seduta, schienale e bracciolo), sia in pelle che in tessuto.

Cuciture. Tono su tono.

Dettagli estetici. Quando il rivestimento è in pelle, i cuscini di schienale e seduta sono impreziositi centralmente da una cucitura orizzontale.

- ColorSphere® (SC) / Fabric A
- ColorSphere (SC) / Fabric B
- ColorSphere (SC) / Fabric C
- ColorSphere (SC) / C.O.M.
- Nest
- Nest two-tone*
- Nest / Fabric A
- Nest / Fabric B
- Nest / Fabric C
- Nest / C.O.M.
- Soulful
- Soulful / Fabric A
- Soulful / Fabric B
- Soulful / Fabric C
- Soulful / Fabric C.O.M.
- Velvety

To verify the available fabrics please consult the dedicated table “Combination models-fabrics pattern”.

N.B. The bicolor option carries an additional charge of 5% compared to the leather category price.

Removability. Only for cushions (seat, backrest, and armrest), both in leather and fabric.

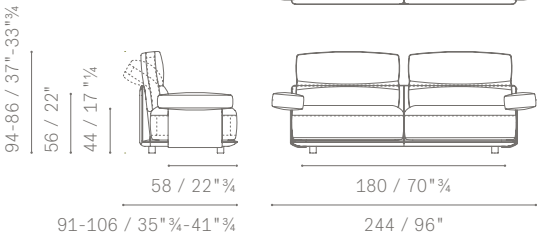
Stitching. Tone-on-tone.

Aesthetic details. When the upholstery is in leather, the backrest and seat cushions are enhanced with a horizontal stitch in the center.

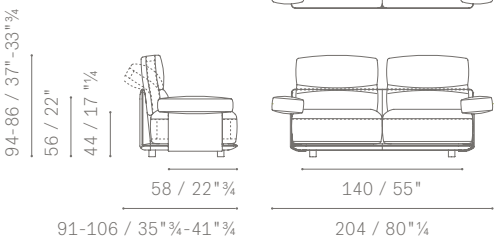
DIVANI SIMMETRICI / SYMMETRICAL SOFAS

DIVANO 2 POSTI
2 SEATER SOFA
DIVANO 2 POSTI LARGE
LARGE 2-SEATER SOFA
DIVANO 3 POSTI
3 SEATER SOFA

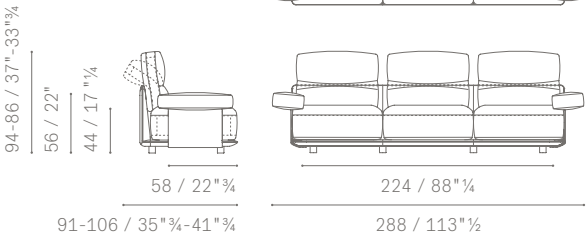
5PF0072900004



5PF0072900001



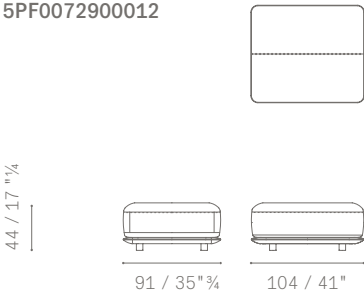
5PF0072900007



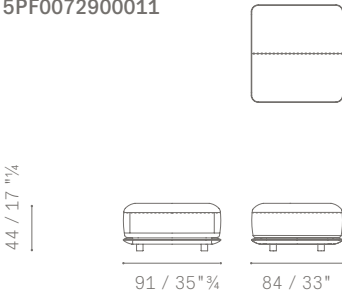
POUF / OTTOMAN

POUF
OTTOMAN
POUF LARGE
LARGE OTTOMAN

5PF0072900012



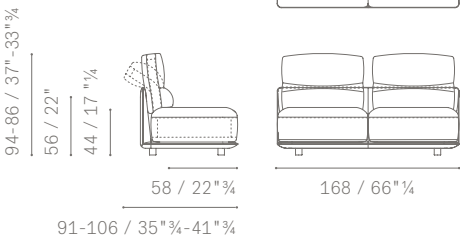
5PF0072900011



MODULI componibili e terminali / SECTIONAL MODULES AND SOFAS

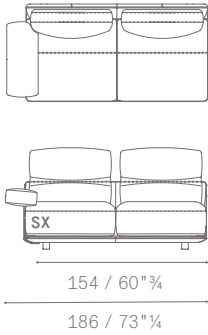
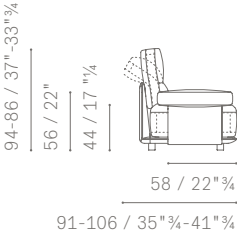
DIVANI 2 POSTI
2 SEATER SOFAS
DIVANI 2 POSTI LARGE
LARGE 2-SEATER SOFAS
DIVANI 3 POSTI
3 SEATER SOFAS
CHAISE LONGUE
CHAISE LONGUE

5PF0072900002

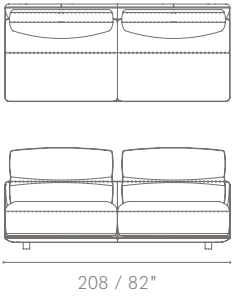
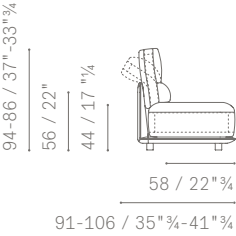


MODULI COMPONENTI E TERMINALI / SECTIONAL MODULES AND SOFAS

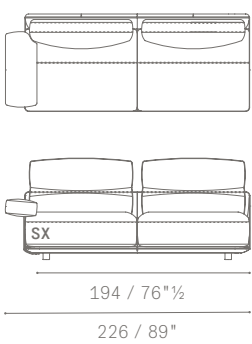
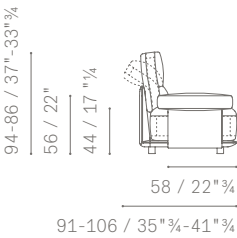
5PF0072900002



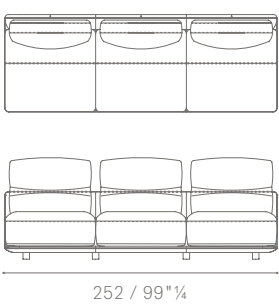
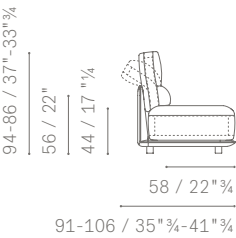
5PF0072900005



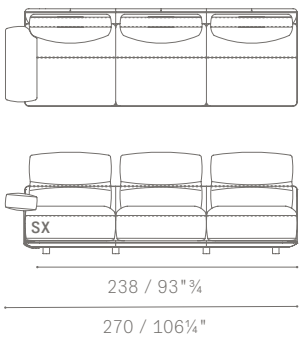
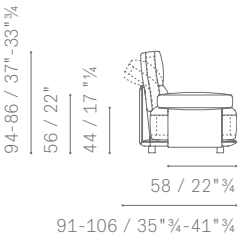
5PF0072900005



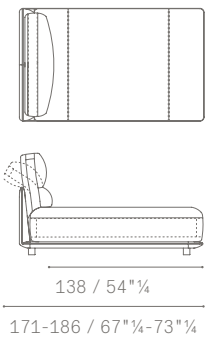
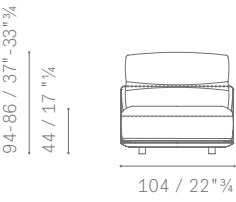
5PF0072900008



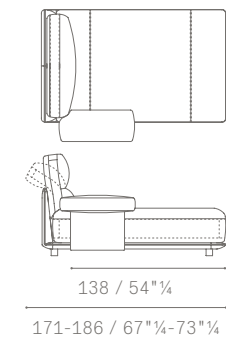
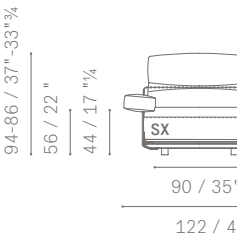
5PF0072900008



5PF0072900010



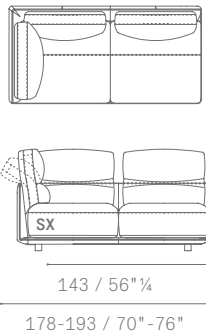
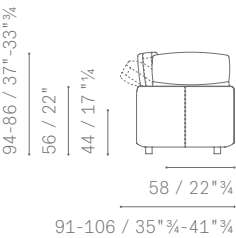
5PF0072900010



MODULI E DIVANI ANGOLARI / CORNER MODULES AND SOFAS

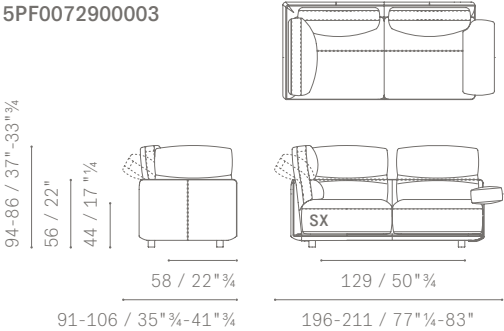
DIVANI 2 POSTI
2 SEATER SOFAS
DIVANI 2 POSTI LARGE
LARGE 2-SEATER SOFAS
DIVANI 3 POSTI
3 SEATER SOFAS

5PF0072900003

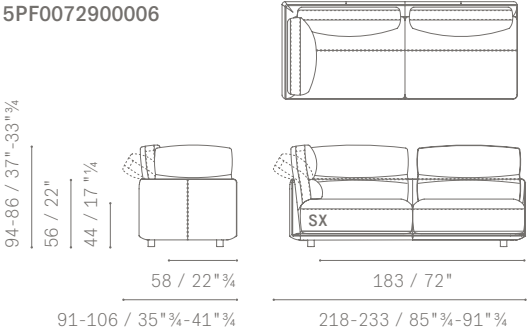


MODULI E DIVANI ANGOLARI / CORNER MODULES AND SOFAS

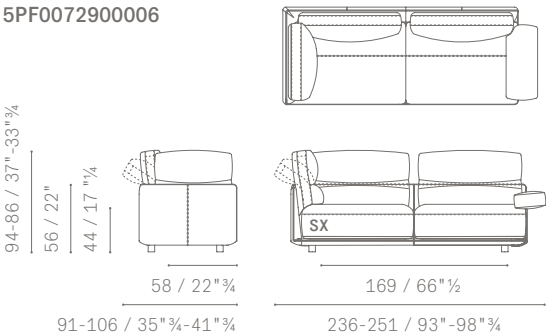
5PF0072900003



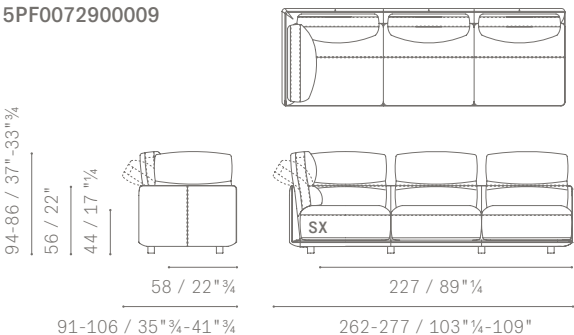
5PF0072900006



5PF0072900006



5PF0072900009



5PF0072900009

