

SAFETY INFORMATION

Released Date: 2025-09-01

Please read and understand this entire manual before attempting to assemble, install or operate the product.

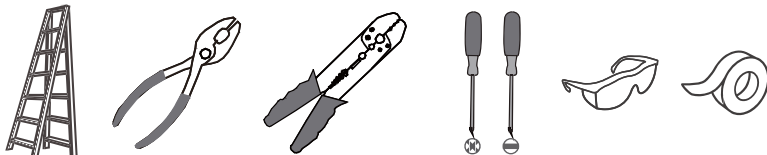
WARNING

- RISK OF ELECTRIC SHOCK - Before beginning installation, turn off electricity at the circuit breaker box or the main fuse box.

CAUTION

- For your safety, read instructions completely before beginning installation.
- If in doubt about electrical installation, consult a licensed electrician.

TOOLS REQUIRED



Ratings	120~277Vac, 60Hz	
	Model No.	Wattage
	PCMAN8705BRG	28W
	PCMAN8705MBK	28W

FCC Statement

QUOIZEL LLC.

Model: PCMAN8705BRG / PCMAN8705MBK

Address: 6 Corporate Parkway Goose Creek SC 29445

Telephone: 1-800-645-3184

This device complies with part 15 of the FCC Rules. Operation is subject to the following two conditions:

- (1) This device may not cause harmful interference, and
- (2) This device must accept any interference received, including interference that may cause undesired operation.



CAUTION: Any changes or modifications not expressly approved by the party responsible for compliance could void the user's authority to operate the equipment.



NOTE: This equipment has been tested and found to comply with the limits for a Class B digital device, pursuant to part 15 of the FCC Rules. These limits are designed to provide reasonable protection against harmful interference in a residential installation. This equipment generates, uses and can radiate radio frequency energy and, if not installed and used in accordance with the instructions, may cause harmful interference to radio communications. However, there is no guarantee that interference will not occur in a particular installation. If this equipment does cause harmful interference to radio or television reception, which can be determined by turning the equipment off and on, the user is encouraged to try to correct the interference by one or more of the following measures:

- Reorient or relocate the receiving antenna.
- Increase the separation between the equipment and receiver.
- Connect the equipment into an outlet on a circuit different from that to which the receiver is connected.
- Consult the dealer or an experienced radio/TV technician for help.

IC Statement

Operation is subject to the following two conditions:

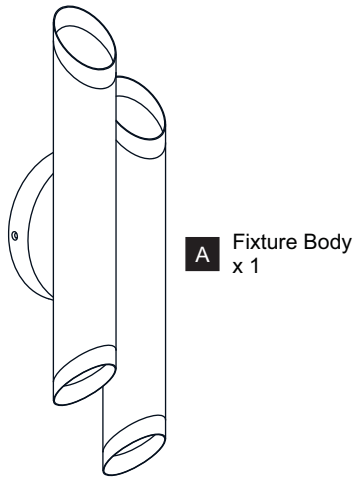
- (1) This device may not cause interference, and
- (2) This device must accept any interference, including interference that may cause undesired operation of the device.

CARE AND MAINTENANCE

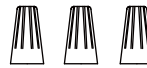
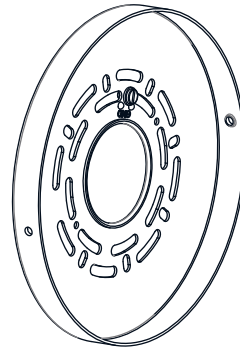
- Wipe clean using soft, dry cloth or static duster. Always avoid using harsh chemicals and abrasives to clean fixture as they may damage the finish.

If you need further assistance call Quoizel Customer Care at 1-800-645-3184 (9:00am - 5:00pm EST), or visit us on-line at www.quoizel.com.

PACKAGE CONTENTS

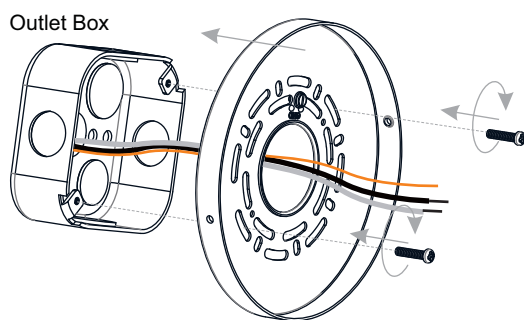


MOUNTING HARDWARE

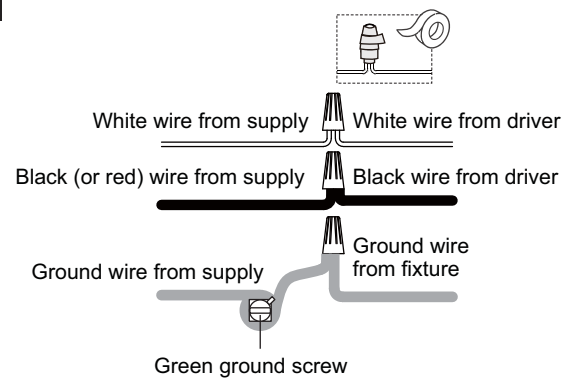


INSTALLATION

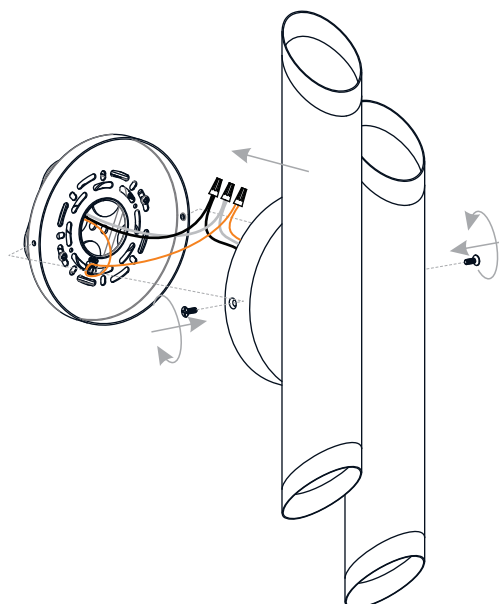
1 Install Inner Backplate



2 Wiring



3 Install Fixture Body to Inner Backplate



Your installation is now complete! Restore electricity and save this sheet for future reference.