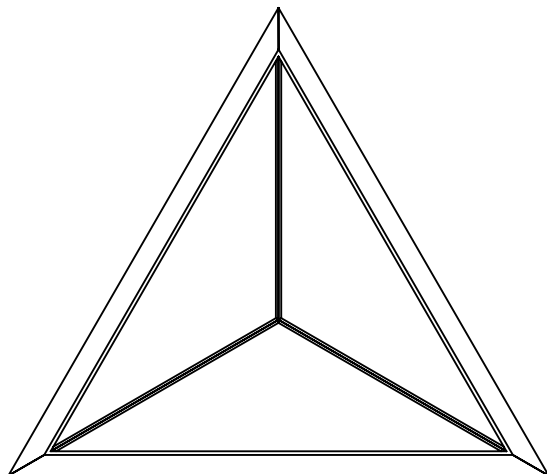
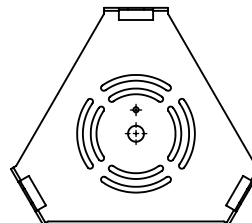


CONTENTS

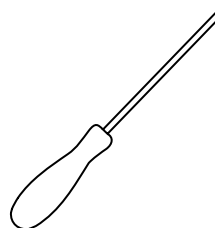
Stella Triangle



Custom F-box Bar



Allen Key



8-32 Screws (2)



6-32 Screws (3)



SAFETY INFORMATION

Only suitable for direct mounting on non-combustible surfaces.
Under no circumstances can Stella Fixtures be mounted on normally flammable surfaces.
Suitable for dry, indoor use only.
Maximum ambient temperatures: 25° C

WALL INSTALLATION | STELLA TRIANGLE

NOTE: Please contact a licensed electrician.

1. Detach the custom junction box bar (A) from the back of the fixture and secure the cross bar (B) onto the junction box.
2. Make electrical connections while carefully holding the fixture.
3. Fit the light fixture back over the junction box bar and secure it in place with the provided set screws (C).

