



Designer Dian has been mastering the artistry of woodworking for years. He's always had an appreciation towards the organic nature the material exhibits. In the MUMU pendant, he utilizes the coolness of metal married with an LED light source, and counter-balances this with the warmth of the wood on both ends of the pendant. The MUMU is available in two versions: Matt White with Beech and Matt Black with Walnut.

By Kuo, Keng Dian 郭庚典

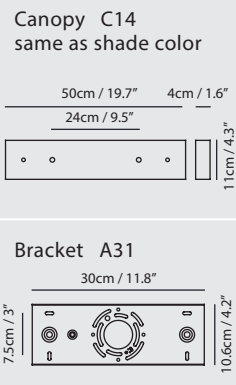
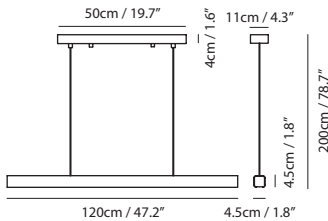




matt black + walnut (wood cap)



matt white + beech (wood cap)



### Mumu Pendant

**Model**  
SLD-3981P

**Material**  
aluminum, wood

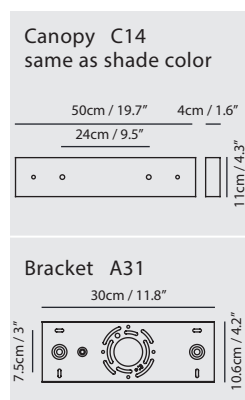
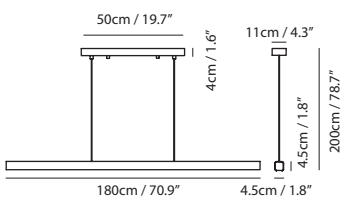
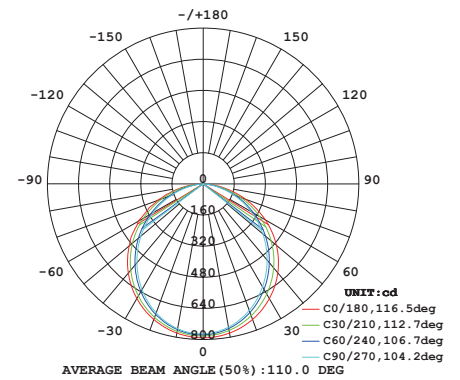
**Light Source**  
LED 32W 3000K CRI90 2150lm

**Driver**  
Built-in dimmable driver  
(Triac dimming)

**Weight**  
2.9kg / 6.4lb

#### Color

- matt black + walnut (wood cap)
- matt white + beech (wood cap)



### Mumu Pendant XL

**Model**  
SLD-3981PL

**Material**  
aluminum, wood

**Light Source**  
LED 48W 3000K CRI90 3200lm

**Driver**  
Built-in dimmable driver  
(Triac dimming)

**Weight**  
5.1kg / 11.2lb

#### Color

- matt black + walnut (wood cap)
- matt white + beech (wood cap)






matt black + walnut (wood cap)



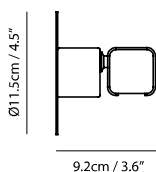
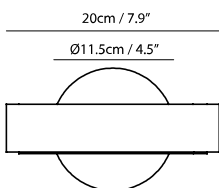
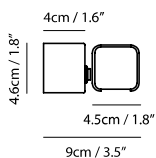
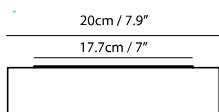
matt white + beech (wood cap)



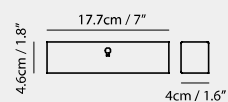
matt black + walnut (wood cap) + round plate



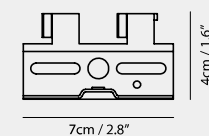
matt white + beech (wood cap) + round plate



Canopy B10  
same as shade color



Bracket E2



## Mumu Wall

**Model**  
SLD-3981W

**Material**  
aluminum, wood

**Light Source**  
LED 5.7W 3000K CRI90 400lm

**Driver**  
Built-in non-dimmable driver

**Weight**  
0.8kg / 1.8lb

## Color

● matt black + walnut (wood cap)

● matt white + beech (wood cap)