

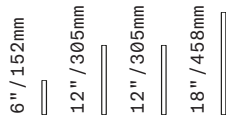
SkLO

Perla

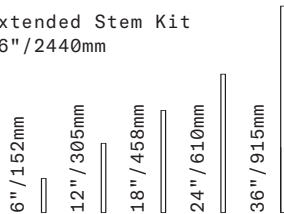
PENDANT

SkLO + AvroKO

Standard Stem Kit 48" / 1220mm



Extended Stem Kit 96" / 2440mm



5" / 125mm

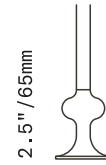


6.7" / 170mm



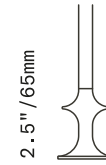
6" / 150mm

Profile options:



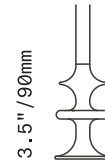
2.5" / 65mm

Profile 1



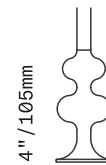
2.5" / 65mm

Profile 2



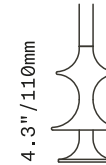
3.5" / 90mm

Profile 3



4" / 105mm

Profile 4



4.3" / 110mm

Profile 5



The designs of the Perla lighting series feature glowing ellipsoids of handblown glass with decorative brass hardware. The pendant stem transitions above the glass into a decorative metal profile. The Perla Pendant is simple and understated. The soft hue of the opaque glass and the curving lines add subtle detail to any space it lives within. Available in multiple profile options, opaque glass colors, and brass hardware finishes. Part of the SkLO + AvroKO collection – a collaboration between SkLO and the AvroKO Partners.

UL listed suitable for dry and damp locations (US & Canada)

Socket 120V G9 7W Max (LED bulb included)

Requires recessed electrical box for installation

Standard canopy does NOT accommodate sloped ceilings or swagging of this light. Other canopy options are available at an additional cost. Visit the Accessories page on our website to see available canopy options and review compatibility

This fixture is compatible with one or more of SkLO customizable multi-pendant canopy systems. Visit the Accessories page on our website to see available systems and review compatibility

Fixture length:

Fixture includes our field-adjustable Standard Stem Kit (consists of (1) 6"/152mm, (2) 12"/305mm, and (1) 18"/458mm combinable stem sections) – additional Stem Kits are available at additional cost

Our field-adjustable Extended Stem Kit is available at additional cost (consists of (1) 6"/152mm, (1) 12"/305mm, (1) 18"/458mm, (1) 24"/610mm and (1) 36"/915mm combinable stem sections)

Custom cut-to-order stems (not field-adjustable) available – requires specified OAL (overall drop length) – minimum OAL 13"/340mm. Lengths over 56"/1410mm available at additional cost

Fixture weight (approximate): 5lbs/2.3kg

Handblown glass production results in variation in dimensions, shape, color saturation, color tint, and imperfections such as small bubbles. This is part of SkLO design intent

Made in the Czech Republic

LT601 [---][--]
LT602 [---][--]
LT603 [---][--]
LT604 [---][--]
LT605 [---][--]

Profile 1
Profile 2
Profile 3
Profile 4
Profile 5

Glass colors

Light Beige [LBE]
Pastel Green [PAG]
White [WHT]

Metal finishes

Antique Brass [AB]
Dark Oxidized [DX]
Brushed Brass [BB]

