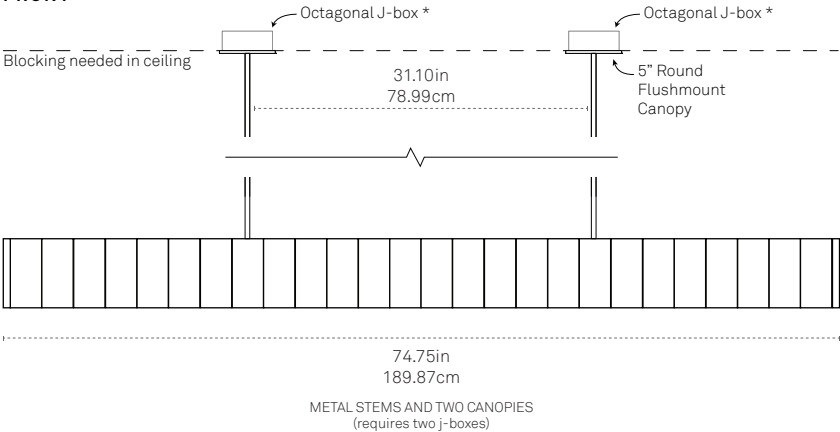
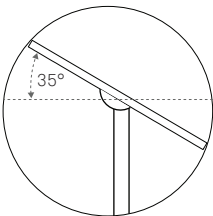
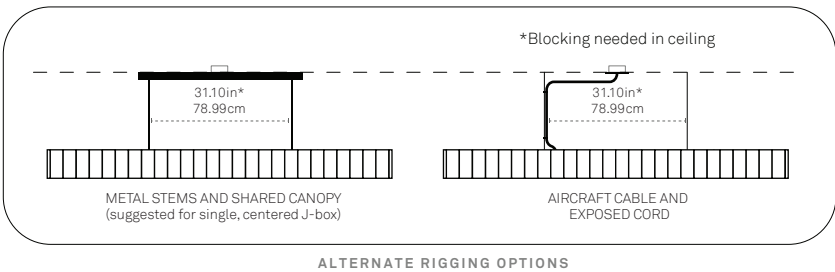
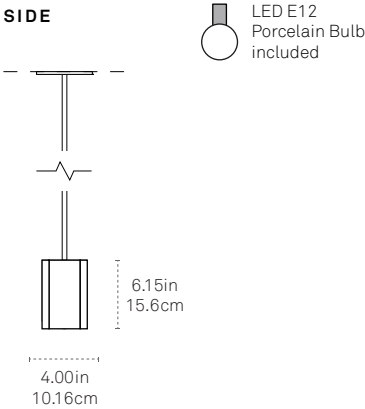


FRONT



SIDE



*Canopy features a 0-35° adjustable ball swivel that allows fixture to hang straight on angled ceilings

SPECIFY PRODUCT OPTIONS:

MODEL

COLONNADE - A26 - XX - XXX - XXX-XXX

DESIGN

© 2024

MATERIALS

LED, Sustainably Sourced and/or Reclaimed Wood, Polished Aluminum

FEATURES

Damp Rated, PVC-Free
Dim-to-warm

CERTIFICATIONS



ORIGIN OF MANUFACTURE

New York City, USA

FIXTURE WEIGHT

45 lbs / 20.4 kg

SHIPPING DIMENSIONS

Ships in a reinforced corrugated cardboard box. Dimensions and weight TBD based on order quantity.

LIGHT SPECIFICATION

120V line voltage connection.
(No Driver)
LED bulb
5720 Lumens
Dim-to-warm 2000k-2800k
99W

WOOD

--	--

WOOD

Clear White Oak
White (salvaged NYC pin oak*)
Black (salvaged NYC pin oak*)
Custom

C	W
W	W
B	W
C	U

*When available, we salvage wood from NYC's fallen street and park trees.

SUSPENSION

METAL STEMS AND TWO CANOPIES*

White
Matte Black
Brushed Brass
Brushed Nickel

S	W	H
S	M	B
S	B	B
S	B	N

METAL STEMS AND SHARED CANOPY*

White
Matte Black
Brushed Brass
Brushed Nickel

1	W	H
1	M	B
1	B	B
1	B	N

DROP

--	--	--

BULB

Tala Sphere I E-12
Dim-to-Warm 2000k-2800k

D	2	W
---	---	---

DROP LENGTH*

36"	0	3	6
72"	0	7	2
108"	1	0	8

*Drop stem can be cut to length on site. 36" is included; contact a sales representative for additional stem sizes.

AIRCRAFT CABLE AND EXPOSED CORD*

White
Matte Black

A	W	H
A	M	B

*Metal designates canopy and stem finish. The metal plate behind the bulb comes in polished aluminum.

