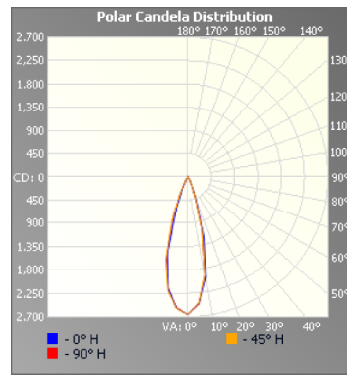


GENERATION BRANDS

Goniophotometer Test Report

Filename: TELLIIUM HEAD
Manufacturer: VISUAL COMFORT GROUP
Lamp Output: 1 lamp, rated Lumens/lamp: 750.2
Max Candela: 2,656.2 at Horizontal: 0°, Vertical: 0°
Input Wattage: 13
Luminous Opening: Point
Test: 700FJTLMxxx-LED930
Test Date: 16-Jan-2019 08:38:42
Test Lab: VISUAL COMFORT GROUP INTERNAL TESTING
Color Constant: 3153K - 91.8CRI
Photometry: Type C
CIE Class: Direct
Cutoff Class: Cutoff
Nema Type: 4 X 4

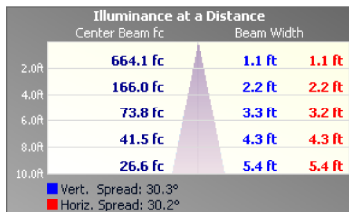
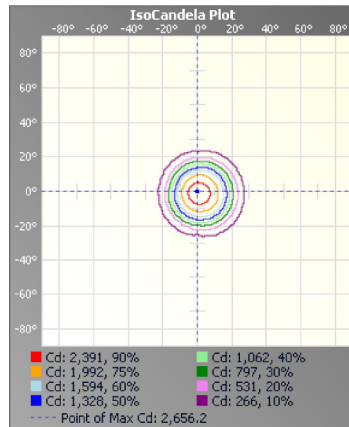
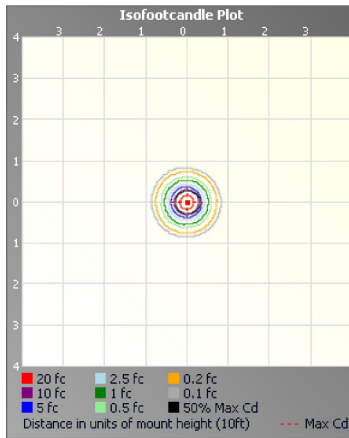


Zonal Lumen Summary

Zone	Lumens	% Lamp	% Luminaire
0-30	707.3	94.3%	94.3%
0-40	740.4	98.7%	98.7%
0-60	750.1	100%	100%
60-90	0.1	0%	0%
70-100	0.0	0%	0%
90-120	0.0	0%	0%
0-90	750.2	100%	100%
90-180	0.0	0%	0%
0-180	750.2	100%	100%

Lumens Per Zone

Zone	Lumens	% Total	Zone	Lumens	% Total
0-10	221.4	29.5%	90-100	0.0	0%
10-20	354.8	47.3%	100-110	0	0%
20-30	131.1	17.5%	110-120	0	0%
30-40	33.1	4.4%	120-130	0	0%
40-50	8.3	1.1%	130-140	0	0%
50-60	1.5	0.2%	140-150	0	0%
60-70	0.1	0.0%	150-160	0	0%
70-80	0	0.0%	160-170	0	0%
80-90	0.0	0.0%	170-180	0	0%



Candela Table - Type C

	0	5	10	15	20	25	30	35	40	45	50	55	60	65	70	75	80	85	90	95	100	105	110	115	120	125	130	135	140	145	150	155	160	165	170	175	180	185
0	2656	2656	2656	2656	2656	2656	2656	2656	2656	2656	2656	2656	2656	2656	2656	2656	2656	2656	2656	2656	2656	2656	2656	2656	2656	2656	2656	2656	2656	2656	2656	2656	2656	2656	2656	2656	2656	2656
5	2445	2436	2431	2428	2441	2434	2425	2434	2436	2439	2439	2438	2443	2450	2451	2442	2454	2461	2466	2464	2467	2471	2490	2494	2496	2497	2499	2506	2517	2520	2521	2526	2529	2523	2533	2539	2544	254
10	1975	1957	1923	1948	1927	1945	1950	1924	1918	1913	1904	1909	1901	1925	1897	1906	1896	1902	1929	1930	1926	1961	1990	2026	2001	2034	2042	2051	2072	2085	2108	2133	2124	2134	2123	2169	2191	218
15	1203	1184	1118	1119	1113	1129	1115	1050	1049	1066	1079	1026	1020	1022	1029	1037	1021	1030	1065	1073	1078	1136	1193	1189	1190	1206	1284	1306	1312	1284	1327	1420	1425	1413	1411	1493	1526	151
20	467	499	511	424	439	478	403	405	427	414	381	421	398	361	396	405	366	411	431	392	408	449	419	410	470	490	427	515	540	486	519	616	572	575	675	677	651	69
25	182	195	205	182	182	201	173	168	187	172	158	174	170	150	173	170	150	172	177	162	172	181	180	174	185	198	197	204	230	210	214	258	249	232	276	268	248	29
30	80	80	86	88	79	86	84	77	82	79	71	80	76	73	78	70	73	77	73	75	80	72	79	81	76	82	89	83	90	93	84	100	102	89	110	103	94	11
35	43	45	44	42	43	41	42	41	39	42	37	40	37	37	38	35	38	38	36	40	38	39	39	39	42	42	41	45	42	46	44	44	47	45	49	49	49	5
40	18	21	18	19	19	17	20	16	19	17	17	17	15	18	15	17	17	16	18	16	18	16	17	17	17	19	17	19	19	18	22	18	23	21	21	23	21	2
45	7	9	7	8	7	6	8	6	8	6	7	7	6	7	6	7	7	7	8	6	7	7	7	7	7	8	7	8	8	7	9	8	9	9	9	10	9	1
50	3	3	3	3	3	3	3	3	3	2	3	2	3	2	3	2	3	3	2	3	3	3	3	3	3	3	3	3	3	3	4	3	4	4	4	4	4	3
55	1	1	1	1	1	1	1	1	1	1	1	1	1	1	1	1	1	1	1	1	1	1	1	1	1	1	1	1	1	1	1	1	1	1	1	2	1	
60	0	0	0	0	0	0	0	0	0	0	0	0	0	0	0	0	0	0	0	0	0	0	0	0	0	0	0	0	0	0	0	0	0	0	0	0	0	
65	0	0	0	0	0	0	0	0	0	0	0	0	0	0	0	0	0	0	0	0	0	0	0	0	0	0	0	0	0	0	0	0	0	0	0	0	0	
70	0	0	0	0	0	0	0	0	0	0	0	0	0	0	0	0	0	0	0	0	0	0	0	0	0	0	0	0	0	0	0	0	0	0	0	0	0	
75	0	0	0	0	0	0	0	0	0	0	0	0	0	0	0	0	0	0	0	0	0	0	0	0	0	0	0	0	0	0	0	0	0	0	0	0	0	
80	0	0	0	0	0	0	0	0	0	0	0	0	0	0	0	0	0	0	0	0	0	0	0	0	0	0	0	0	0	0	0	0	0	0	0	0	0	
85	0	0	0	0	0	0	0	0	0	0	0	0	0	0	0	0	0	0	0	0	0	0	0	0	0	0	0	0	0	0	0	0	0	0	0	0	0	
90	0	0	0	0	0	0	0	0	0	0	0	0	0	0	0	0	0	0	0	0	0	0	0	0	0	0	0	0	0	0	0	0	0	0	0	0	0	
95	0	0	0	0	0	0	0	0	0	0	0	0	0	0	0	0	0	0	0	0	0	0	0	0	0	0	0	0	0	0	0	0	0	0	0	0	0	

Luminaire Report Summary

Photometrics Pro 1.3.28 copyright 2003-2019 by jSolutions, Inc.
Reported data calculated from manufacturer's data file, based on IES recommended methods.