

VISUAL COMFORT GROUP TEST REPORT

SCOPE OF WORK

Electrical and Photometric tests as required to the IESNA test standard.

MODEL NUMBER

700FMJNix-LED930

REPORT NUMBER

103643585CHI-026

ISSUE DATE

January 29, 2019

REVISION DATE

None

DOCUMENT CONTROL NUMBER

TBD

© 2017 INTERTEK



REPORT NO.: 103643585CHI-026

REPORT DATE: January 29, 2019

TEST REPORT

TEST OF ONE CEILING FLUSH LUMINAIRE

MODEL NO. 700FMJNIX-LED930
LED MODEL NO. CITIZEN CLU028-1203C4-303H5M3-F1
DRIVER MODEL NO. LTF DA12W300C2742-3001-01

RENDERED TO:

VISUAL COMFORT GROUP
7400 LINDER AVE.
SKOKIE, IL 60077

AUTHORIZATION

The testing performed was authorized by signed quote number Qu-00912313.

STANDARDS USED

IESNA LM-79 - 2008: Electrical and Photometric Measurements of Solid State Lighting

DESCRIPTION OF SAMPLE

The client submitted one production sample of model number 700FMJNix-LED930. The sample was received by Intertek on January 8, 2019 in undamaged condition and one sample was tested as received. The sample designation was AH01082019040430-008.

DATE OF TESTS

January 25, 2019.

REPORT NO.: 103643585CHI-026

REPORT DATE: January 29, 2019

TEST REPORT

SUMMARY

MODEL NO:	700FMJNix-LED930
DESCRIPTION:	Ceiling Flush Luminaire

CRITERIA	RESULTS
Lumen Output (lumens)	938.9
Input Power (W) @ 120 (VAC)	12.70
Lumen Efficacy (lm/W)	73.9
Input Power Factor () @ 120 (VAC)	0.987

EQUIPMENT LIST

EQUIPMENT USED	MODEL NO.	CONTROL NO.	LAST CAL DATE	CAL DUE DATE
Yokogawa Power Meter	WT210	146919	7/9/2018	7/9/2019
Omega Thermometer	DPI8-C24	146920	10/4/2018	10/4/2019
LSI High Speed Mirror Goniometer	6440T	146928	VBV	VBV
Newport Thermohygrometer	iServer	146379	4/16/2018	4/16/2019
Pacific, AC power supply	118-ACX	CHI0358	VBV	VBV

REPORT NO.: 103643585CHI-026

REPORT DATE: January 29, 2019

TEST REPORT

TEST METHODS

SEASONING IN SAMPLE ORIENTATION - LED PRODUCTS

No seasoning was performed in accordance with IESNA LM-79.

PHOTOMETRIC AND ELECTRICAL MEASUREMENTS - DISTRIBUTION METHOD

A Type C Mirror Goniometer was used to measure the intensity (candelas) at each angle of distribution for the SSL sample.

Ambient temperature was measured equal to the height of the sample mounted on the goniometer equipment. The SSL sample was operated on the client provided driver at rated input volts in its designated orientation. The SSL sample was allowed to stabilize for at least thirty minutes before measurements were made. Stabilization procedures to LM-79 were followed. Electrical measurements including voltage, current, and power were measured using a power analyzer.

REPORT NO.: 103643585CHI-026

REPORT DATE: January 29, 2019

TEST REPORT

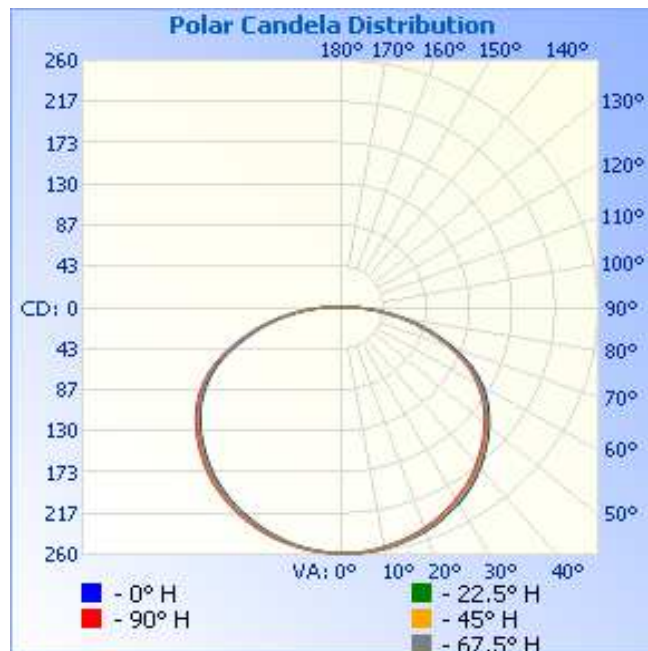
RESULTS OF TESTS

PHOTOMETRIC AND ELECTRICAL MEASUREMENTS - DISTRIBUTION METHOD (25°C +/- 1°C)

INTERTEK CONTROL NO.	BASE POSITION	INPUT VOLTAGE (VAC)	INPUT CURRENT (mA)	INPUT POWER (W)	INPUT POWER FACTOR	LIGHT OUTPUT (lm)	LUMEN EFFICACY (lm/W)
AH01082019040430-008	Base Up	120.1	107.2	12.70	0.987	938.9	73.9

INTENSITY SUMMARY - CANDELAS

Angle	0	22.5	45	67.5	90
0	259	259	259	259	259
5	259	259	259	258	258
10	258	257	257	256	256
15	255	254	254	253	252
20	251	250	249	248	247
25	245	244	243	242	241
30	238	237	236	235	233
35	230	229	228	226	224
40	220	218	218	216	214
45	208	207	206	204	203
50	196	194	193	192	190
55	182	181	179	178	176
60	166	164	163	161	160
65	146	143	142	141	140
70	120	117	116	115	114
75	94	90	89	89	88
80	66	63	63	62	62
85	40	37	37	37	38
90	17	15	15	16	16
95	4	2	3	3	3



REPORT NO.: 103643585CHI-026

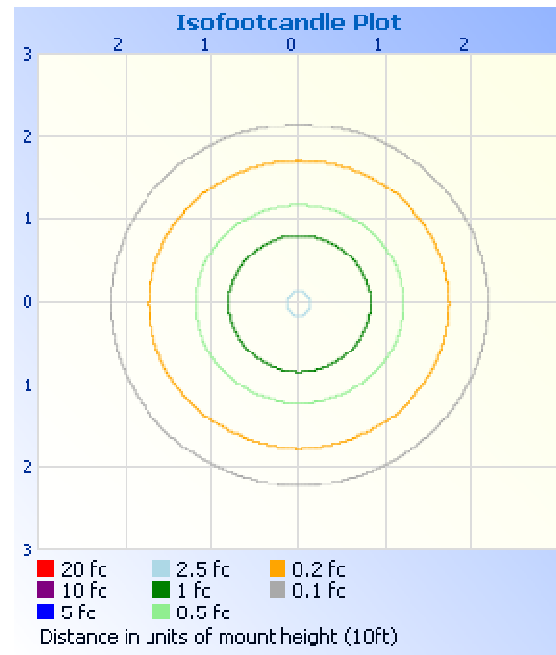

REPORT DATE: January 29, 2019

TEST REPORT

RESULTS OF TESTS

PHOTOMETRIC AND ELECTRICAL MEASUREMENTS - DISTRIBUTION METHOD (25°C +/- 1°C)

MOUNTING HEIGHT: 10ft	
ILLUMINANCE - CONE OF LIGHT	ISOILLUMINATION PLOT



ZONAL LUMEN SUMMARY AND PERCENTAGES

ZONE	LUMENS	% LUMINAIRE
0-30	206.9	22.0
0-40	347.5	37.0
0-60	661.5	70.5
60-90	271.9	29.0
70-100	140.1	14.9
90-120	5.4	0.6
0-90	933.5	99.4
90-180	5.4	0.6
0-180	938.9	100.0

ZONE	LUMENS	% LUMINAIRE
0-10	24.6	2.6
10-20	71.2	7.6
20-30	111.1	11.8
30-40	140.6	15.0
40-50	156.5	16.7
50-60	157.5	16.8
60-70	137.2	14.6
70-80	93.1	9.9
80-90	41.7	4.4
90-100	5.4	0.6

REPORT NO.: 103643585CHI-026

REPORT DATE: January 29, 2019

TEST REPORT

PICTURES



CONCLUSION

The results tabulated in this report are representative of the actual test samples submitted for this report only. The data is provided to the client for further evaluation. Compliance to the referenced specification requirements was not determined in this report.

In Charge Of Tests:

Tess Gallagher

Tess Gallagher
Engineer
Lighting Division

Report Reviewed By:

Tim Quigley

Timothy Quigley
Engineer
Lighting Division

Attachments: IES File

REVISION HISTORY

JOB NUMBER	DATE OF REVISION	PROJECT HANDLER	REVIEWED BY	REVISION NOTE
None				