

VC BRANDS LLC

TEST REPORT

SCOPE OF WORK

LM-79 testing report

REPORT NUMBER

210518056GZU-001

ISSUE DATE

2 June 2021

REVISION DATE

None

NUMBER OF PAGES

13

DOCUMENT CONTROL NUMBER

Report format for LM-79:2008_F

© 2021 INTERTEK



Report No.: 210518056GZU-001

TEST REPORT

TEST OF ONE LED LUMINAIRE

MODEL NO. 700TDPNT22*-LED930

RENDERED TO

VC BRANDS LLC

Contact Name: Tess Gallagher

7400 LINDER AVE. SKOKIE, IL USA 60077

Email:
TGALLAGHER@VISUALCOMFORTCO.CO
Phone No.: 8474104774

TEST: Electrical and Photometric as required to the IES LM-79 test standard.

STATEMENT OF LIMITATION: The report must not be used by the client to claim product certification, approval, or endorsement by NVLAP, NIST, or any agency of the U.S. Government.

AUTHORIZATION: The testing performed was authorized by signed quote number: QGZ210518016.

STANDARDS USED: The following American National Standards or Illuminating Engineering Society of North America Test Guides were used in part or totally to test each specimen:

IES LM-79: 2008 Approved Method for the Electrical and Photometric Measurements of Solid-State Lighting Products

ANSI C78.377:2017 Specifications of the Chromaticity of Solid State Lighting Products

DESCRIPTION OF SAMPLE: The client submitted one sample of model 700TDPNT22*-LED930. The sample was received, in undamaged condition. The sample designation was S210518056-001.

DATES OF TESTS: 19 May 2021

ISSUED BY: Intertek Testing Services Shenzhen Ltd. Guangzhou Branch

TEST LOCATION: Room 02, & 101/E201/E301/E401/E501/E601/E701/E801 of Room 01 1-8/F., No. 7-2. Caipin Road, Science City, GETDD, Guangzhou, Guangdong, China

***** End of Page *****

TEST REPORT

SUMMARY

Model Number:	700TDPNT22*-LED930 (Remark: "*" denote other colors for the characters that change.)
Description:	LED Luminaries
Brand Name:	--

Test Condition: 120V, 60Hz For 700TDPNT22*-LED930

Criteria	Result
Total Lumen Output	841.2 lm
Total Power	16.05 W
Luminaire Efficacy	52.41 lm/W
S/MH(C0/180)	1.11
S/MH(C90/270)	1.20
Correlated Color Temperature (CCT)	2930 K
Color Rendering Index (CRI)	92
R9	65
Chromaticity Coordinate (x)	0.4428
Chromaticity Coordinate (y)	0.4074
Chromaticity Coordinate (u')	0.2529
Chromaticity Coordinate (v')	0.5236

Remark:

Measurement uncertainty for applicable tests has been established.

***** End of Page *****

TEST REPORT

EQUIPMENT LIST

Equipment Used	Model Number	Control Number
Temperature Meter	RS210	SA047-126
Sensing - DC Power Supply	IT6122	SA063-12-09
Sensing- AC power source for Integrating Sphere System	APW-105N	SA063-12-05
Everfine - AC power source for Goniophotometer System	DPS1060	SA063-16-03
Two meter integrating sphere unit	Sensing – 2M	SA063-12-01
YOKOGAWA – Digital Power Meter	WT-210	SA011-122
Everfine – Goniophotometer	Go-R5000	SA063-16
KONICA MINOLTA - Illuminance meter	CX-2B_WL	SA063-16-01
Standard lamp	S82134	SA063-12-13
Standard lamp	S1320039	SA063-12-24
Standard lamp	D908S	SA063-16-05
Standard lamp	D215S	SA063-16-06

GENERAL REMARK

This report is for the exclusive use of Intertek's Client and is provided pursuant to the agreement between Intertek and its Client. Intertek's responsibility and liability are limited to the terms and conditions of the agreement. Intertek assumes no liability to any party, other than to the Client in accordance with the agreement, for any loss, expense or damage occasioned by the use of this report. Only the Client is authorized to permit copying or distribution of this report and then only in its entirety. Any use of the Intertek name or one of its marks for the sale or advertisement of the tested material, product or service must first be approved in writing by Intertek. The observations and test results in this report are relevant only to the sample tested. This report by itself does not imply that the material, product, or service is or has ever been under an Intertek certification program.

When determining for test conclusion, measurement uncertainty of tests has been considered.

Throughout this report a ☐ comma ☒ point is used as the decimal separator.

***** End of Page *****

TEST REPORT

TEST METHOD

Seasoning in Sample Orientation – LED Products

No seasoning was performed in accordance with IES LM-79

Light Distribution and Output Measurements

Light Distribution and total light output (luminous flux) were measured using a Go-R5000 Type-C Rotating Mirror Goniophotometer. Temperature 25°C and relative humidity of 60% was measured at a position in the testing laboratory.

The lamp rotates only around the fixed vertical axle in the prescribed burning position. The lamp and mirror permit the measurement of luminous intensity at the direction of any horizontal or vertical angle without tilting the lamp. The lamp was allowed to stabilize before measurements were made.

Chromaticity Measurements

Chromaticity was measured using a 2 meters integrating sphere spectral lamp measurement system, 4 π geometry, with an interior coating reflectance no less than 95 %. Temperature was measured at a position inside the sphere shielded from direct light. Relative humidity of 65% was measured at a position in the testing laboratory.

Spectral radiant flux measurements were made using spectroradiometer attached to the detector port of the integrating sphere. Each lamp was allowed to stabilise before measurements were made. The calibration of the integrating sphere spectroradiometer system is by the reference/standard lamps which are traceable to National Institute of Metrology P.R. CHINA. Lamp efficacy (lumens per watt) for each lamp model was then computed based on the luminous flux result. Electrical measurements including voltage, power and power factor were measured using YOKOGAWA - Digital Power Meter., model WT210.

Correction factor (self-absorption) has been considered when doing measurement.

Standard lamp used for Goniophotometer method:

Model: D908S

Current: 7.255A

Standard lamp used for integrating sphere:

Model: S82134

Current: 1.830

***** End of Page *****

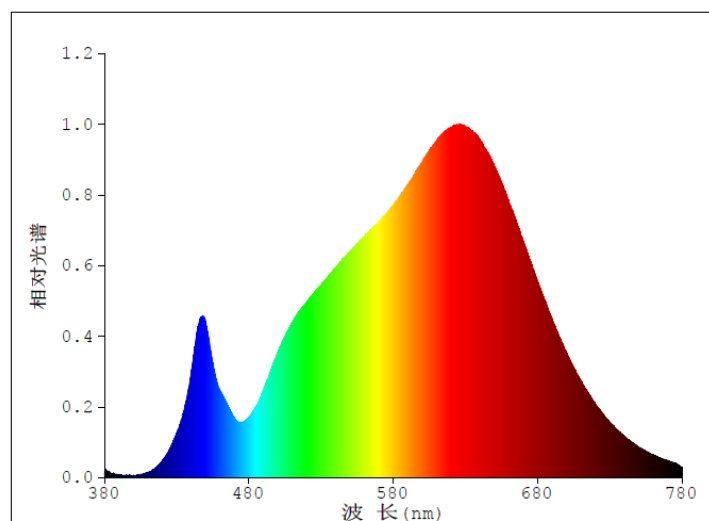
TEST REPORT

RESULTS OF TESTS

Test Condition: 120V, 60Hz For 700TDPNT22*-LED930

Spectral Distribution over Visible Wavelengths

nm	mW/nm	nm	mW/nm	nm	mW/nm	nm	mW/nm	nm	mW/nm
380	0.10	480	1.07	580	4.83	680	3.48	780	0.17
385	0.07	485	1.27	585	5.01	685	3.15		
390	0.05	490	1.56	590	5.19	690	2.82		
395	0.04	495	1.89	595	5.40	695	2.50		
400	0.04	500	2.23	600	5.58	700	2.22		
405	0.06	505	2.51	605	5.80	705	1.96		
410	0.09	510	2.75	610	5.99	710	1.72		
415	0.16	515	2.95	615	6.13	715	1.50		
420	0.30	520	3.10	620	6.22	720	1.31		
425	0.51	525	3.27	625	6.24	725	1.14		
430	0.80	530	3.42	630	6.23	730	0.99		
435	1.18	535	3.58	635	6.16	735	0.85		
440	1.87	540	3.73	640	5.99	740	0.73		
445	2.70	545	3.88	645	5.78	745	0.64		
450	2.76	550	4.01	650	5.53	750	0.54		
455	2.02	555	4.15	655	5.24	755	0.47		
460	1.55	560	4.28	660	4.92	760	0.40		
465	1.30	565	4.42	665	4.57	765	0.35		
470	1.06	570	4.54	670	4.20	770	0.30		
475	0.97	575	4.67	675	3.84	775	0.26		



***** End of Page *****

TEST REPORT

RESULTS OF TESTS (cont'd)

Test Condition: 120V, 60Hz For 700TDPNT22*-LED930

Total operation burning time: 60 minutes

Stabilization time: 45 minutes

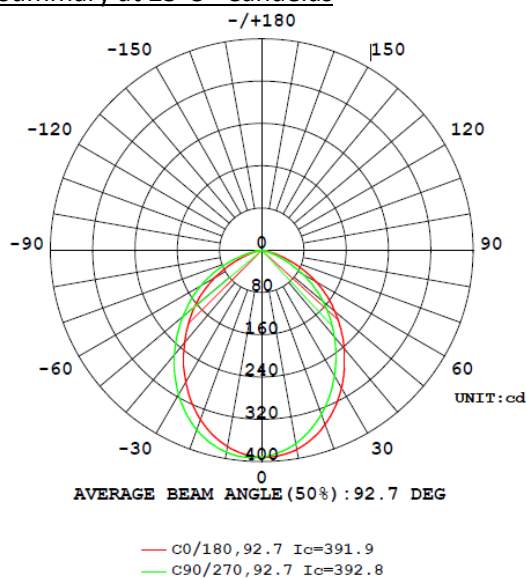
Photometric Measurements at 25°C – Integrating Sphere Method

Intertek Sample No.	Base Orientation	Correlated Color Temperature (K)	CRI	R9	CIE 31'	CIE 31'	CIE 76'	CIE 76'
					Chromaticit	Chromaticit	Chromaticit	Chromaticit
					y	y	y	y
					Coordinate	Coordinate	Coordinate	Coordinate
					(x)	(y)	(u')	(v')
700TDPNT22*-LED930								
S2105180 56-001	--	2930	92	65	0.4428	0.4074	0.2529	0.5236

Photometric and Electrical Measurements at 25°C – Distribution Method

Intertek Sample No.	Base Orientation	Input Voltage (Vac)	Input Current (mA)	Input Power (Watts)	Input Power Factor	Absolute	Lumen
						Luminous Flux (Lumens)	Efficacy (Lumens Per Watt)
700TDPNT22*-LED930							
S2105180 56-001	--	120.1	135.9	16.05	0.983	841.2	52.41

Intensity (Candlepower) Summary at 25°C - Candelas



***** End of Page *****

TEST REPORT

RESULTS OF TESTS (cont'd)

Test Condition: 120V, 60Hz For 700TDPNT22*-LED930

Intensity (Candlepower) Summary at 25°C - Candelas

V \ H(°)	0	22.5	45	67.5	90
0	391.8	391.6	391.7	391.5	391.4
5	390.0	388.2	386.4	385.1	384.0
10	382.5	378.9	375.5	372.7	371.0
15	369.1	363.8	359.1	355.1	352.6
20	350.6	344.1	337.8	332.9	329.8
25	327.7	320.1	312.9	307.1	303.5
30	301.3	293.1	285.2	278.9	274.8
35	272.7	264.0	255.7	248.9	244.8
40	242.6	233.6	225.1	218.3	214.1
45	212.0	203.0	194.5	187.5	183.2
50	181.2	172.2	163.5	156.7	152.2
55	149.8	140.8	132.1	125.1	120.4
60	117.9	108.7	99.6	92.3	87.6
65	84.8	75.6	66.8	60.0	55.4
70	53.1	44.6	36.9	31.3	27.8
75	25.4	18.8	13.3	9.5	7.6
80	6.1	4.4	2.4	1.6	1.2
85	0.7	0.1	0.0	0.0	0.0
90	0.0	0.0	0.0	0.0	0.0
95	0.0	0.0	0.0	0.0	0.0
100	0.0	0.0	0.0	0.0	0.0
105	0.0	0.0	0.0	0.0	0.0
110	0.0	0.0	0.0	0.0	0.0
115	0.0	0.0	0.0	0.0	0.0
120	0.0	0.0	0.0	0.1	0.1
125	0.1	0.1	0.1	0.1	0.1
130	0.1	0.1	0.1	0.1	0.1
135	0.1	0.1	0.1	0.1	0.1
140	0.1	0.1	0.1	0.1	0.2
145	0.2	0.2	0.2	0.2	0.2
150	0.2	0.2	0.2	0.2	0.2
155	0.2	0.2	0.2	0.2	0.2
160	0.2	0.2	0.2	0.2	0.2
165	0.2	0.2	0.2	0.2	0.2
170	0.2	0.2	0.2	0.2	0.2
175	0.2	0.2	0.2	0.2	0.2
180	0.2	0.2	0.2	0.2	0.2

***** End of Page *****

TEST REPORT

RESULTS OF TESTS (cont'd)

Test Condition: 120V, 60Hz For 700TDPNT22*-LED930

Zonal Lumen Summary and Percentages at 25°C

Zone	Lumens (lm)	% Luminaire (%)
700TDPNT22*-LED930		
0-30	287.4	34.17
0-40	453.5	53.91
0-60	738.3	87.77
0-90	840.7	99.95
60-90	102.4	12.18
0-180	841.2	100

Beam Angle

Total Beam Angle(°)


92.7

Illumination Plots

Model No.: 700TDPNT22*-LED930

Mount Height: 2.5 m

Illuminance - Cone of Light



***** End of Page *****

TEST REPORT

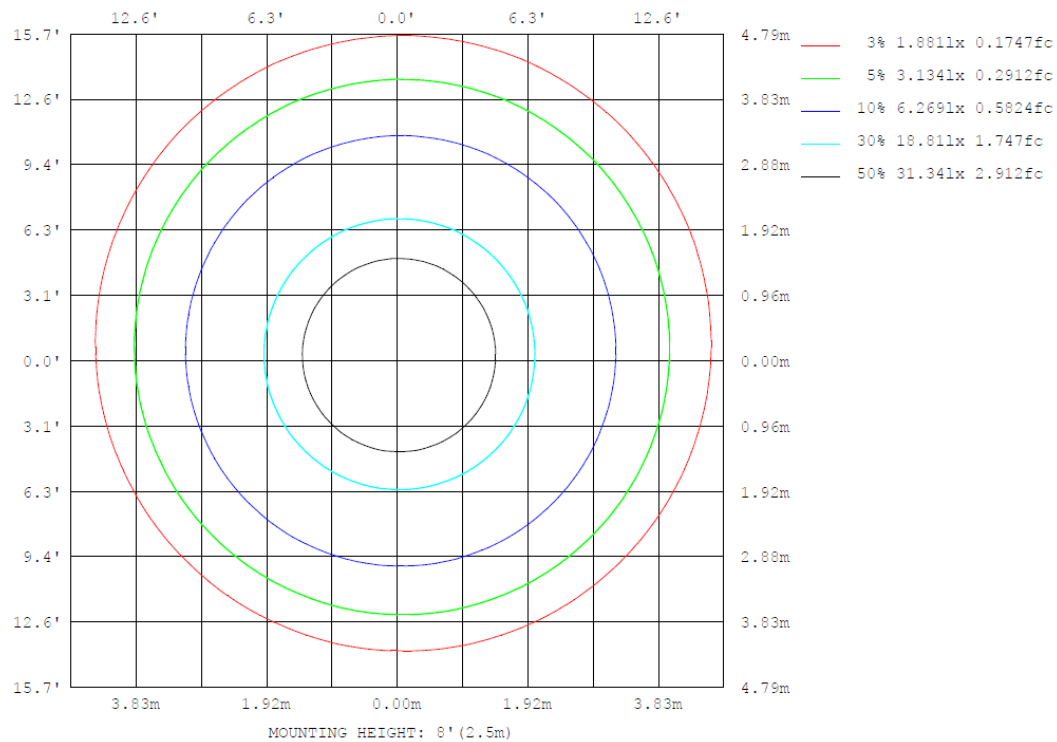
RESULTS OF TESTS (cont'd)

Test Condition: 120V, 60Hz For 700TDPNT22*-LED930

Model No.: 700TDPNT22*-LED930

Mount Height: 2.5 m

Isoillumination Plot



***** End of Page *****

TEST REPORT

RESULTS OF TESTS (cont'd)

Test Condition: 120V, 60Hz For 700TDPNT22*-LED930

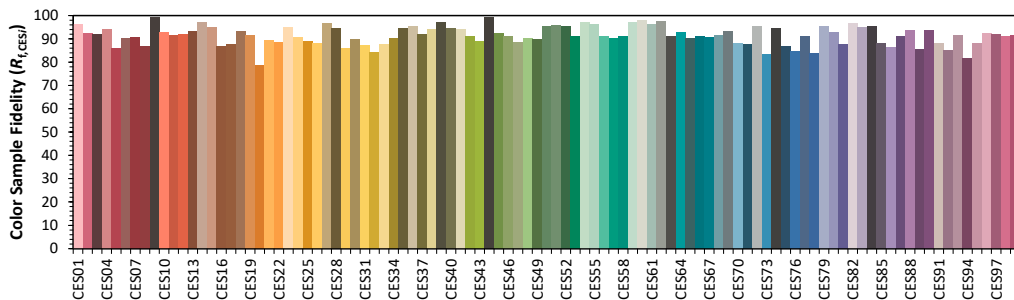
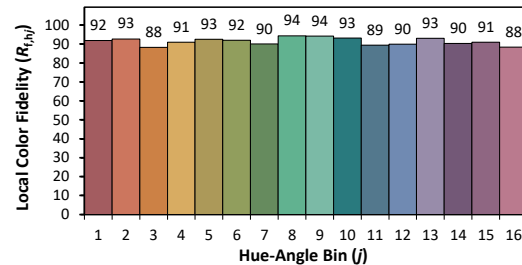
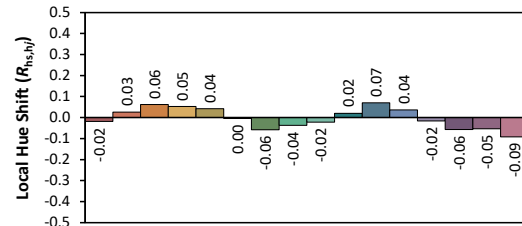
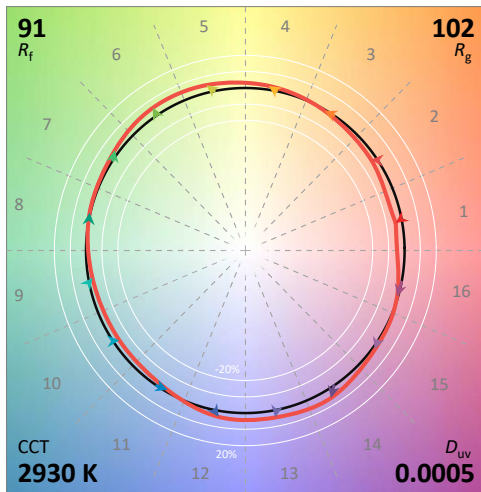
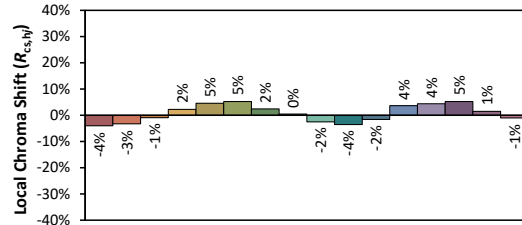
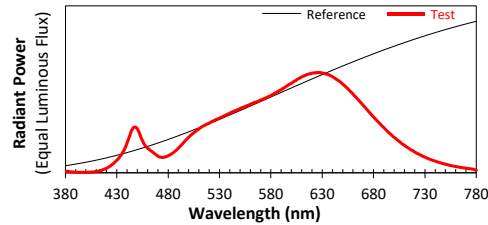
ANSI/IES TM-30-18 Color Rendition Report

Source: User SPD

Manufacturer: VC BRANDS LLC

Date: 2021/5/19

Model: 700TDPNT22*-LED930



Notes: This is a recommended method for displaying ANSI/IES TM-30-18 information.

x 0.4428
 y 0.4074
 u' 0.2529
 v' 0.5236


CIE 13.3-1995
(CRI)

R_a 92
 R_g 65


***** End of Page *****

TEST REPORT

PRODUCT PICTURE (not to scale)



External view of 700TDPNT22*-LED930



External view of 700TDPNT22*-LED930

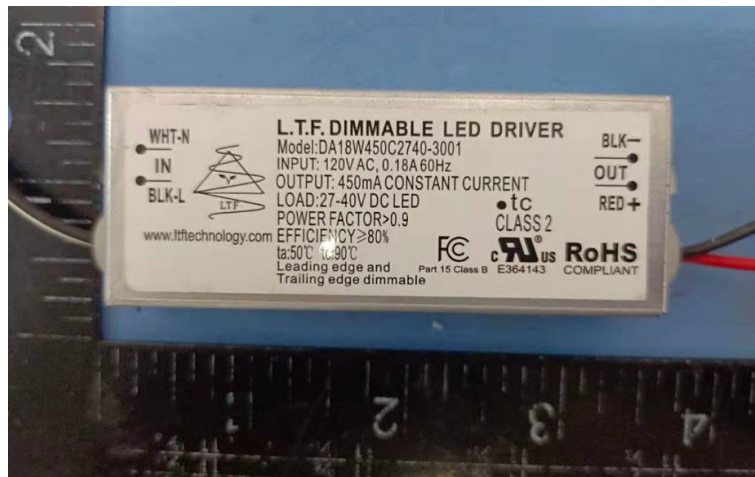
***** End of Page *****

TEST REPORT

PRODUCT PICTURE (not to scale)



Internal view of 700TDPNT22*-LED930



View of LED Driver DA18W450C2740-3001

In Charge Of Tests:

Report Reviewed By

Duffe Zhong

Shelley Ying

Duffe Zhong
Engineer

Shelley Ying
Reviewer

Attachment: None

***** End of Report *****