



COLLIER

TECH LIGHTING
MODERN COLLECTION

VISUAL COMFORT & Co.

COLLIER

DESIGNED BY SEAN LAVIN



COLLIER

DESIGNED BY SEAN LAVIN

Collier exudes luxury and sophistication. Solid faceted crystal from the Czech Republic fully encapsulates integrated LED modules which are interlocked by custom engineered solid brass connectors. Pre-determined lengths from 2ft to 20ft facilitate ease of ordering while custom lengths are available through our quotes department.

Collier can be hung straight down in pendant form or draped from two mounting points for a striking chandelier utilizing the surface canopy or more minimal remote driver canopy. Interweave individual stands to create incredible light sculptures with stunning illumination.





QUALITY, CONNECTIVITY, CUSTOMIZATION



Available in Natural Brass or Polished Nickel.



Solid faceted crystal manufactured in the Czech Republic.



End caps reflect light back into the crystal and complete the aesthetic.



Custom engineered connectors provide support and continuous illumination.



Complementary detailing can be found through all components.



Individual crystal modules easily connect to create a stunning strand of luxurious LED light.



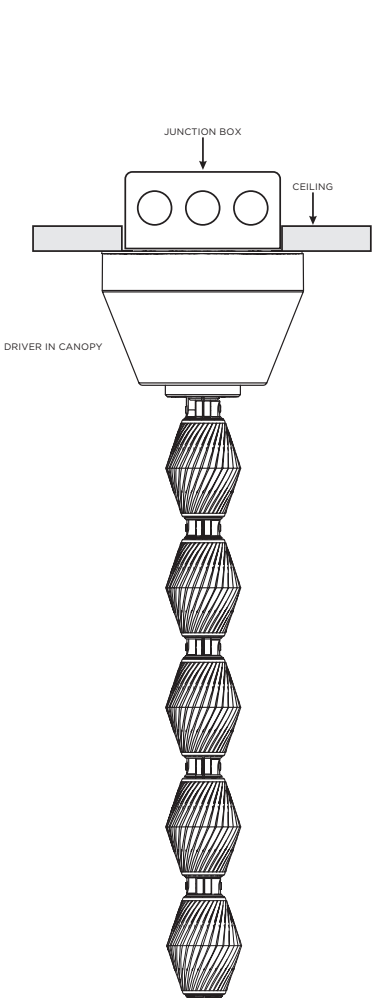
Available in standard lengths and can also be ordered in alternate lengths through quotes.



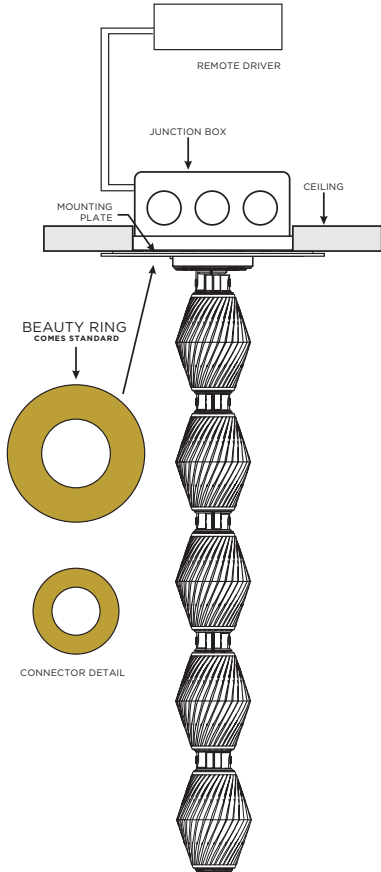
Patent Pending.



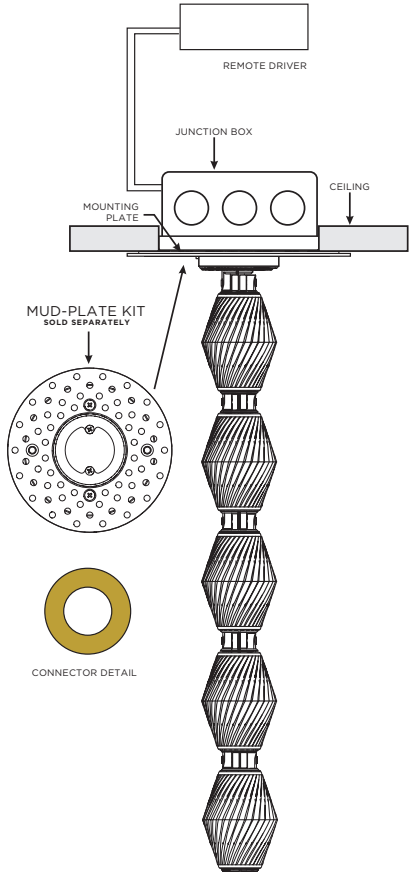
MOUNTING OPTIONS



SURFACE MOUNT TRANSFORMER
BASED ON 108" LENGTH STRAND
700CLR108NB-LED927S



REMOTE MOUNT TRANSFORMER
NO MUD PLATE
BASED ON 108" LENGTH STRAND
700CLR108NB-LED927R



REMOTE MOUNT TRANSFORMER
MUD PLATE KIT
BASED ON 108" LENGTH STRAND
700CLR108NB-LED927R
+
700CLRMDPLTx
SOLD SEPARATELY











COLLIER
DESIGNED BY SEAN LAVIN



COLLIER 24 PENDANT

700CLR24NB-LED927R (REMOTE)
NATURAL BRASS

700CLR24N-LED927R (REMOTE)
POLISHED NICKEL

Remote: H: 29.2" | W: 2" | Canopy: 5" round
Surface: H: 32.6" | W: 2" | Canopy: 5.4" round
Integrated LED | Remote 120V or 277V |
Surface 120V-277V | 8.2W |
452 Lumens | 2700K | 90CRI

COLLIER 36 PENDANT

700CLR36NB-LED927R (REMOTE)
NATURAL BRASS

700CLR36N-LED927R (REMOTE)
POLISHED NICKEL

Remote: H: 42" | W: 2" | Canopy: 5" round
Surface: H: 45.3" | W: 2" | Canopy: 5.4" round
Integrated LED | Remote 120V or 277V |
Surface 120V-277V | 12.3W |
678 Lumens | 2700K | 90CRI

For additional specification information, please refer to specification section or visit techlighting.com



COLLIER
DESIGNED BY SEAN LAVIN



COLLIER 48 PENDANT

700CLR48NB-LED927R (REMOTE)
NATURAL BRASS

Remote: H: 54.7" | W: 2" | Canopy: 5" round
Surface: H: 58" | W: 2" | Canopy: 5.4" round
Integrated LED | Remote 120V or 277V | Surface 120V-277V | 16.4W | 904 Lumens | 2700K | 90CRI

For additional specification information, please refer to specification section or visit techlighting.com



COLLIER 84 PENDANT

700CLR84NB-LED927R (REMOTE)
NATURAL BRASS

Remote: H: 92.9" | W: 2" | Canopy: 5" round
Surface: H: 96.3" | W: 2" | Canopy: 5.4" round
Integrated LED | Remote 120V or 277V | Surface 120V-277V | 28.7W | 1582 Lumens | 2700K | 90CRI

COLLIER

DESIGNED BY SEAN LAVIN



COLLIER 108 PENDANT

700CLR108NB-LED927R (REMOTE)
NATURAL BRASS

700CLR108N-LED927R (REMOTE)
POLISHED NICKEL

Remote: H: 118.4" | W: 2" | Canopy: 5" round
Surface: H: 121.7" | W: 2" | Canopy: 5.4" round
Integrated LED | Remote 120V or 277V | Surface 120V-277V | 36.9W | 2064 Lumens | 2700K | 90CRI

For additional specification information, please refer to specification section or visit techlighting.com



COLLIER

DESIGNED BY SEAN LAVIN

COLLIER 132 PENDANT

700CLR132NB-LED927R (REMOTE)
NATURAL BRASS

700CLR132N-LED927R (REMOTE)
POLISHED NICKEL

Remote: H: 143.9" | W: 2" | Canopy: 5" round
Surface: H: 147.2" | W: 2" | Canopy: 5.4" round
Integrated LED | Remote 120V or 277V | Surface 120V-277V | 45.1W | 2486 Lumens | 2700K | 90CRI

For additional specification information, please refer to specification section or visit techlighting.com



COLLIER
DESIGNED BY SEAN LAVIN



COLLIER 240 PENDANT

700CLR240NB-LED927R (REMOTE)
NATURAL BRASS

700CLR240N-LED927R (REMOTE)
POLISHED NICKEL

Remote: H: 258.5" | W: 2" | Canopy: 5" round
Surface: H: 261.8" | W: 2" | Canopy: 5.4" round
Integrated LED | Remote 120V or 277V | Surface 120V-277V | 82W | 4520 Lumens | 2700K | 90CRI

For additional specification information, please refer to specification section or visit techlighting.com



COLLIER
DESIGNED BY SEAN LAVIN



COLLIER SWAG CABLE

700CLRSWAGNB
NATURAL BRASS

700CLRSWAGN
POLISHED NICKEL

H: .8" (7.7" min.-145.7" max. drop) | L: .9" | W: 1.2"

For additional specification information, please refer to specification section or visit techlighting.com

COLLIER ISOLATING CONNECTOR

700CLRISOCNTNB
NATURAL BRASS

700CLRISOCNTN
POLISHED NICKEL

H: .9" | L: 1" | W: .4"

Allows the connection of two 20ft Collier fixtures with two power sources for a max length of 40'.

For additional specification information, please refer to specification section or visit techlighting.com

COLLIER

DESIGNED BY SEAN LAVIN

COLLIER 15 WALL SCONCE

700WSCLR15NB-LED927
NATURAL BRASS

700WSCLR15N-LED927
POLISHED NICKEL

Finial: H: 17.4" | W: 3.1" | D: 3"
Wall Anchor: H: 14.8" | W: 3.1" | D: 3"
Integrated LED | 120V-277V | 4.1W | 226 Lumens | 2700K | 90CRI

COLLIER 28 WALL SCONCE

700WSCLR28NB-LED927
NATURAL BRASS

700WSCLR28N-LED927
POLISHED NICKEL

Finial: H: 30.2" | W: 3.1" | D: 3"
Wall Anchor: H: 27.6" | W: 3.1" | D: 3"
Integrated LED | 120V-277V | 8.2W | 452 Lumens | 2700K | 90CRI

COLLIER 40 WALL SCONCE

700WSCLR40NB-LED927
NATURAL BRASS

700WSCLR40N-LED927
POLISHED NICKEL

Finial: H: 42.9" | W: 3.1" | D: 3"
Wall Anchor: H: 40.3" | W: 3.1" | D: 3"
Integrated LED | 120V-277V | 12.3W | 678 Lumens | 2700K | 90CRI

COLLIER 53 WALL SCONCE

700WSCLR53NB-LED927
NATURAL BRASS

700WSCLR53N-LED927
POLISHED NICKEL

Finial: H: 55.6" | W: 3.1" | D: 3"
Wall Anchor: H: 53" | W: 3.1" | D: 3"
Integrated LED | 120V-277V | 16.4W | 904 Lumens | 2700K | 90CRI



SPECIFICATIONS

COLLIER 24 PENDANT OR SWAG

P 12

ITEM NUMBER

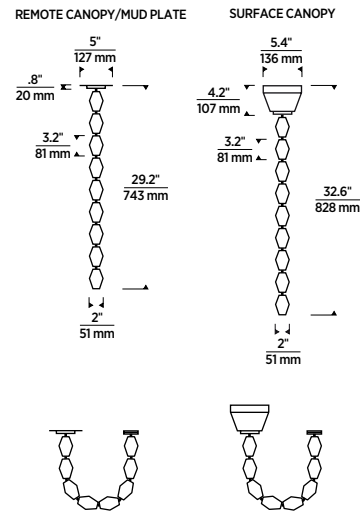
Natural Brass
700CLR24NB-LED927R (2700K Remote, 120V)
700CLR24NB-LED927R-277 (2700K Remote, 277V)
700CLR24NB-LED927S (2700K Surface)
700CLR24NB-LED930R (3000K Remote, 120V)
700CLR24NB-LED930R-277 (3000K Remote, 277V)
700CLR24NB-LED930S (3000K Surface)
 Polished Nickel
700CLR24N-LED927R (2700K Remote, 120V)
700CLR24N-LED927R-277 (2700K Remote, 277V)
700CLR24N-LED927S (2700K Surface)
700CLR24N-LED930R (3000K Remote, 120V)
700CLR24N-LED930R-277 (3000K Remote, 277V)
700CLR24N-LED930S (3000K Surface)

SIZE

Remote: H: 29.2" | W: 2" | Canopy: 5" round
 Surface: H: 32.6" | W: 2" | Canopy: 5.4" round

LAMPING

Integrated LED
 Voltage: Remote: 120V or 277V | Surface: 120V-277V
 Total Watts: 8.2W
 Delivered Lumens: 452
 CCT: 2700K or 3000K
 CRI: 90
 Dimmable with most LED compatible ELV, Triac and 0-10V dimmers; 277V compatible with 0-10V dimmers; Surface dimmable with ELV and Triac dimmers

**COLLIER 36 PENDANT OR SWAG**

P 12

ITEM NUMBER

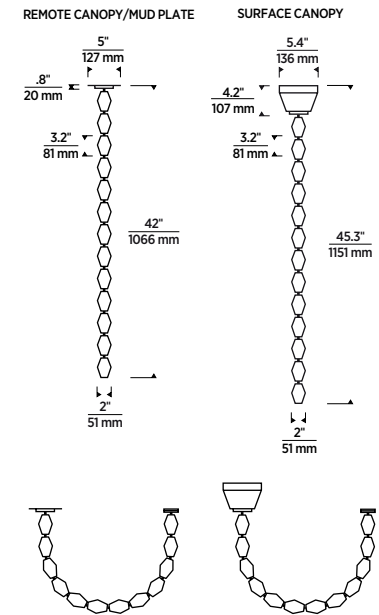
Natural Brass
700CLR36NB-LED927R (2700K Remote, 120V)
700CLR36NB-LED927R-277 (2700K Remote, 277V)
700CLR36NB-LED927S (2700K Surface)
700CLR36NB-LED930R (3000K Remote, 120V)
700CLR36NB-LED930R-277 (3000K Remote, 277V)
700CLR36NB-LED930S (3000K Surface)
 Polished Nickel
700CLR36N-LED927R (2700K Remote, 120V)
700CLR36N-LED927R-277 (2700K Remote, 277V)
700CLR36N-LED927S (2700K Surface)
700CLR36N-LED930R (3000K Remote, 120V)
700CLR36N-LED930R-277 (3000K Remote, 277V)
700CLR36N-LED930S (3000K Surface)

SIZE

Remote: H: 42" | W: 2" | Canopy: 5" round
 Surface: H: 45.3" | W: 2" | Canopy: 5.4" round

LAMPING

Integrated LED
 Voltage: Remote: 120V or 277V | Surface: 120V-277V
 Total Watts: 12.3W
 Delivered Lumens: 678
 CCT: 2700K or 3000K
 CRI: 90
 Dimmable with most LED compatible ELV, Triac and 0-10V dimmers; 277V compatible with 0-10V dimmers; Surface dimmable with ELV and Triac dimmers

**COLLIER 48 PENDANT OR SWAG**

P 13

ITEM NUMBER

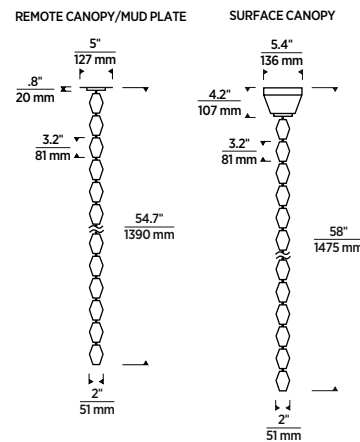
Natural Brass
700CLR48NB-LED927R (2700K Remote, 120V)
700CLR48NB-LED927R-277 (2700K Remote, 277V)
700CLR48NB-LED927S (2700K Surface)
700CLR48NB-LED930R (3000K Remote, 120V)
700CLR48NB-LED930R-277 (3000K Remote, 277V)
700CLR48NB-LED930S (3000K Surface)
 Polished Nickel
700CLR48N-LED927R (2700K Remote, 120V)
700CLR48N-LED927R-277 (2700K Remote, 277V)
700CLR48N-LED927S (2700K Surface)
700CLR48N-LED930R (3000K Remote, 120V)
700CLR48N-LED930R-277 (3000K Remote, 277V)
700CLR48N-LED930S (3000K Surface)

SIZE

Remote: H: 54.7" | W: 2" | Canopy: 5" round
 Surface: H: 58" | W: 2" | Canopy: 5.4" round

LAMPING

Integrated LED
 Voltage: Remote: 120V or 277V | Surface: 120V-277V
 Total Watts: 16.4W
 Delivered Lumens: 904
 CCT: 2700K or 3000K
 CRI: 90
 Dimmable with most LED compatible ELV, Triac and 0-10V dimmers; 277V compatible with 0-10V dimmers; Surface dimmable with ELV and Triac dimmers

**COLLIER 84 PENDANT OR SWAG**

P 13

ITEM NUMBER

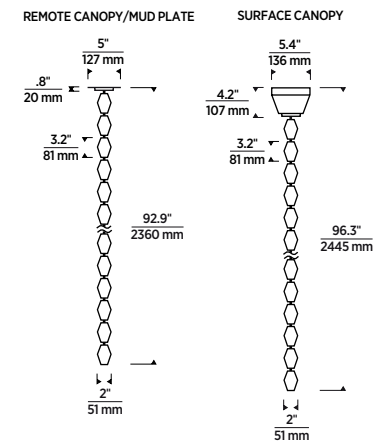
Natural Brass
700CLR84NB-LED927R (2700K Remote, 120V)
700CLR84NB-LED927R-277 (2700K Remote, 277V)
700CLR84NB-LED927S (2700K Surface)
700CLR84NB-LED930R (3000K Remote, 120V)
700CLR84NB-LED930R-277 (3000K Remote, 277V)
700CLR84NB-LED930S (3000K Surface)
 Polished Nickel
700CLR84N-LED927R (2700K Remote, 120V)
700CLR84N-LED927R-277 (2700K Remote, 277V)
700CLR84N-LED927S (2700K Surface)
700CLR84N-LED930R (3000K Remote, 120V)
700CLR84N-LED930R-277 (3000K Remote, 277V)
700CLR84N-LED930S (3000K Surface)

SIZE

Remote: H: 92.9" | W: 2" | Canopy: 5" round
 Surface: H: 96.3" | W: 2" | Canopy: 5.4" round

LAMPING

Integrated LED
 Voltage: Remote: 120V or 277V | Surface: 120V-277V
 Total Watts: 28.7W
 Delivered Lumens: 1582
 CCT: 2700K or 3000K
 CRI: 90
 Dimmable with most LED compatible ELV, Triac and 0-10V dimmers; 277V compatible with 0-10V dimmers; Surface dimmable with ELV and Triac dimmers



PRODUCT SPECIFICATIONS

COLLIER

COLLIER 108 PENDANT OR SWAG

P 14

ITEM NUMBER

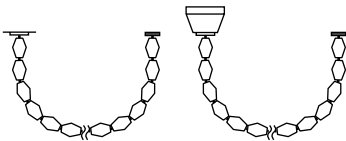
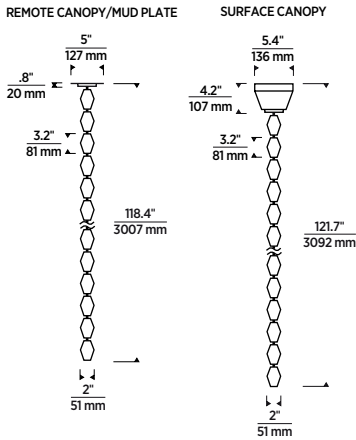
Natural Brass
700CLR108NB-LED927R (2700K Remote, 120V)
700CLR108NB-LED927R-277 (2700K Remote, 277V)
700CLR108NB-LED927S (2700K Surface)
700CLR108NB-LED930R (3000K Remote, 120V)
700CLR108NB-LED930R-277 (3000K Remote, 277V)
700CLR108NB-LED930S (S 3000K surface)
Polished Nickel
700CLR108N-LED927R (2700K Remote, 120V)
700CLR108N-LED927R-277 (2700K Remote, 277V)
700CLR108N-LED927S (2700K Surface)
700CLR108N-LED930R (3000K Remote, 120V)
700CLR108N-LED930R-277 (3000K Remote, 277V)
700CLR108N-LED930S (3000K Surface)

SIZE

Remote: H: 118.4" | W: 2" | Canopy: 5" round
Surface: H: 121.7" | W: 2" | Canopy: 5.4" round

LAMPING

Integrated LED
Voltage: Remote: 120V or 277V | Surface: 120V-277V
Total Watts: 36.9W
Delivered Lumens: 2064
CCT: 2700K or 3000K
CRI: 90
Dimmable with most LED compatible ELV, Triac and 0-10V dimmers; 277V compatible with 0-10V dimmers; Surface dimmable with ELV and Triac dimmers



COLLIER 240 PENDANT OR SWAG

P 18

ITEM NUMBER

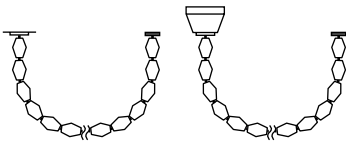
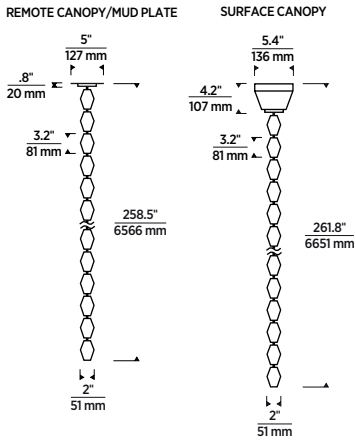
Natural Brass
700CLR240NB-LED927R (2700K Remote, 120V)
700CLR240NB-LED927R-277 (2700K Remote, 277V)
700CLR240NB-LED927S (2700K Surface)
700CLR240NB-LED930R (3000K Remote, 120V)
700CLR240NB-LED930R-277 (3000K Remote, 277V)
700CLR240NB-LED930S (3000K Surface)
Polished Nickel
700CLR240N-LED927R (2700K Remote, 120V)
700CLR240N-LED927R-277 (2700K Remote, 277V)
700CLR240N-LED927S (2700K Surface)
700CLR240N-LED930R (3000K Remote, 120V)
700CLR240N-LED930R-277 (3000K Remote, 277V)
700CLR240N-LED930S (3000K Surface)

SIZE

Remote: H: 258.5" | W: 2" | Canopy: 5" round
Surface: H: 261.8" | W: 2" | Canopy: 5.4" round

LAMPING

Integrated LED
Voltage: Remote: 120V or 277V | Surface: 120V-277V
Total Watts: 82W
Delivered Lumens: 4520
CCT: 2700K or 3000K
CRI: 90
Dimmable with most LED compatible ELV, Triac and 0-10V dimmers; 277V compatible with 0-10V dimmers; Surface dimmable with ELV and Triac dimmers



Additional products and options are available at techlighting.com

COLLIER 132 PENDANT OR SWAG

P 16

ITEM NUMBER

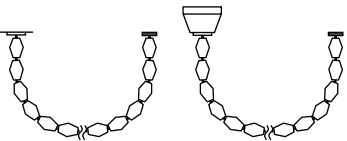
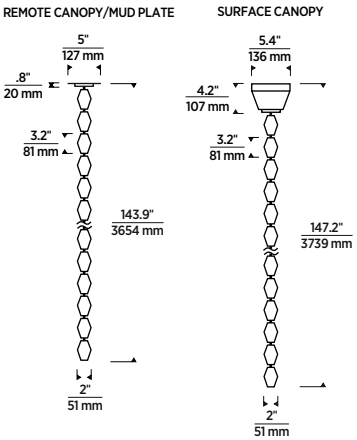
Natural Brass
700CLR132NB-LED927R (2700K Remote, 120V)
700CLR132NB-LED927R-277 (2700K Remote, 277V)
700CLR132NB-LED927S (2700K Surface)
700CLR132NB-LED930R (3000K Remote, 120V)
700CLR132NB-LED930R-277 (3000K Remote, 277V)
700CLR132NB-LED930S (3000K Surface)
Polished Nickel
700CLR132N-LED927R (2700K Remote, 120V)
700CLR132N-LED927R-277 (2700K Remote, 277V)
700CLR132N-LED927S (2700K Surface)
700CLR132N-LED930R (3000K Remote, 120V)
700CLR132N-LED930R-277 (3000K Remote, 277V)
700CLR132N-LED930S (3000K Surface)

SIZE

Remote: H: 143.9" | W: 2" | Canopy: 5" round
Surface: H: 147.2" | W: 2" | Canopy: 5.4" round

LAMPING

Integrated LED
Voltage: Remote: 120V or 277V | Surface: 120V-277V
Total Watts: 45.1W
Delivered Lumens: 2486
CCT: 2700K or 3000K
CRI: 90
Dimmable with most LED compatible ELV, Triac and 0-10V dimmers; 277V compatible with 0-10V dimmers; Surface dimmable with ELV and Triac dimmers



COLLIER SWAG CABLE

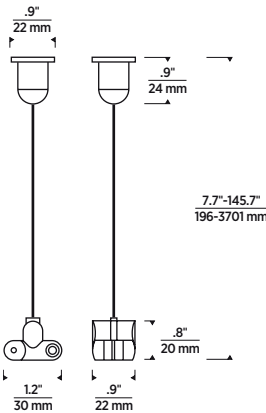
P 20

ITEM NUMBER

Natural Brass
700CLRSWAGNB
Polished Nickel
700CLRSWAGN

SIZE

H: .8" (7.7" min. - 145.7" max.) | L: .9" | W: 1.2"



COLLIER ISOLATING CONNECTOR

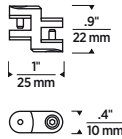
P 14

ITEM NUMBER

Natural Brass
700CLRISOCNTNB
Polished Nickel
700CLRISOCNTN

SIZE

H: .9" | L: 1" | W: .4"
Allows the connection of two 20 ft Collier fixtures with
two power sources for a max length of 40'



COLLIER 28 WALL SCONCE

P 21

ITEM NUMBER

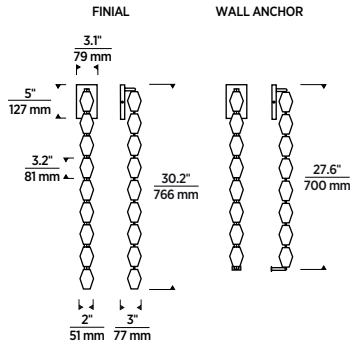
Natural Brass
700WSCLR28NB-LED927 (2700K)
700WSCLR28NB-LED930 (3000K)
Polished Nickel
700WSCLR28N-LED927 (2700K)
700WSCLR28N-LED930 (3000K)

SIZE

Finial: H: 30.2" | W: 3.1" | D: 3"
Wall Anchor: H: 27.6" | W: 3.1" | D: 3"

LAMPING

Integrated LED
Voltage: 120V-277V
Total Watts: 8.2W
Delivered Lumens: 452
CCT: 2700K or 3000K
CRI: 90
Dimmable with most LED compatible
ELV, Triac and 0-10V dimmers



COLLIER 40 WALL SCONCE

P 21

ITEM NUMBER

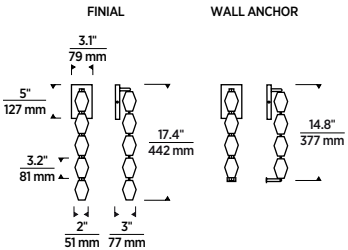
Natural Brass
700WSCLR36NB-LED927 (2700K)
700WSCLR36NB-LED930 (3000K)
Polished Nickel
700WSCLR36N-LED927 (2700K)
700WSCLR36N-LED930 (3000K)

SIZE

Finial: H: 42.9" | W: 3.1" | D: 3"
Wall Anchor: H: 40.3" | W: 3.1" | D: 3"

LAMPING

Integrated LED
Voltage: 120V-277V
Total Watts: 12.3W
Delivered Lumens: 678
CCT: 2700K or 3000K
CRI: 90
Dimmable with most LED compatible
ELV, Triac and 0-10V dimmers



PRODUCT SPECIFICATIONS

COLLIER

COLLIER 53 WALL SCONCE

P 21

ITEM NUMBER

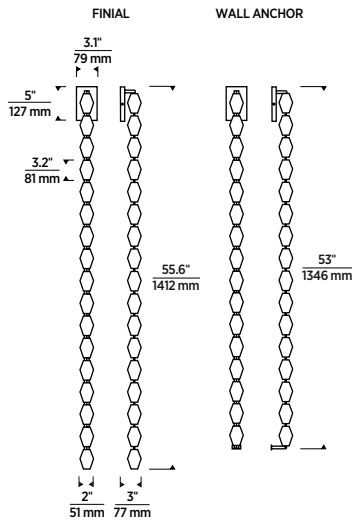
Natural Brass
700WSCLR48NB-LED927 (2700K)
700WSCLR48NB-LED930 (3000K)
Polished Nickel
700WSCLR48N-LED927 (2700K)
700WSCLR48N-LED930 (3000K)

SIZE

Finial: H: 55.6" | W: 3.1" | D: 3"
Wall Anchor: H: 53" | W: 3.1" | D: 3"

LAMPING

Integrated LED
Voltage: 120V-277V
Total Watts: 16.4W
Delivered Lumens: 904
CCT: 2700K or 3000K
CRI: 90
Dimmable with most LED compatible
ELV, Triac and 0-10V dimmers



VISUAL COMFORT & Co.

7400 Linder Avenue
Skokie, IL 60077

Phone: 847.410.4400
techlighting.com | @techlighting_official | #techlighting