

Pin

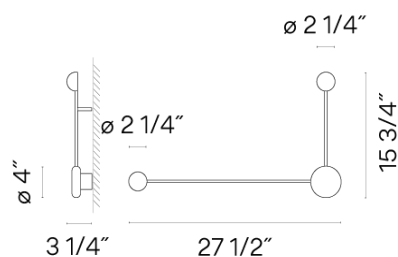

1694

Design By Ichiro Iwasaki

VIBIA

Wall lamp. Design by Ichiro Iwasaki. Wall light which provides passageways with ambient illumination via indirect light. Available in black and cream matte finishes.

Spec sheet



Any modifications require a minimum order quantity and extra lead time

Finish

- 11 Black
NCS S 8500-N
- 58 Cream
NCS S 2005-Y20R


LED 2700 K

Dimming On/Off

Installation type Surface

LED CRI>90 905.9 lm 100.66 2700 K

Driver Constant Current 350 100~240 V V 50~60 Hz HZ

LED IP20 Bi-volt  Dry Location 50-60Hz

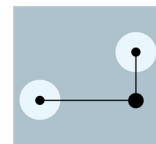
Application Wall Fixtures

Packaging 1 Box
31.18 m x 17.52 m x 6.97 m
Gross weight 6.26
Net weight 3.08
Vol. 2.2001

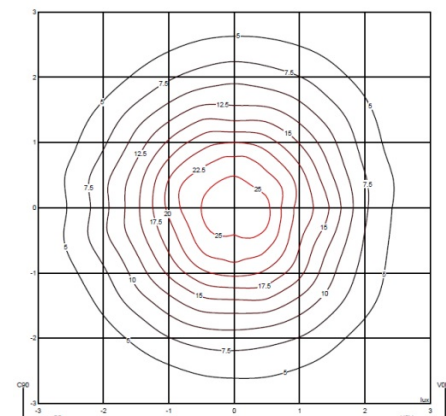
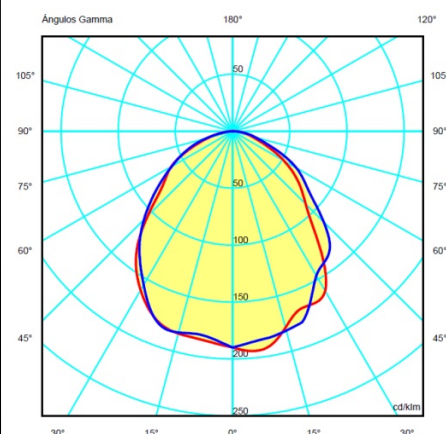
Lighting effect

Indirect lighting

Lamp that emits an upward or backward beam that is reflected by the ceiling or wall.



Photometric Data



Efficiency 46.35%
Coordination System CG
Total Flux 900.00
Maximum Value 192.66

All of our products come with a two year standard warranty. Check US & Canada Term and Condition sales@vibia.com

VIBIA, INC.

Office / Oficina
272 Fernwood Ave. Edison, NJ 08837. USA

International T 732 417 1700
Spain / Portugal T +34 934 796 970

sales@vibia.com
www.vibia.com/us/usa