

Luminaire

Code 3225-2700K
Name 3225-2700K
Line DAMA

Measurement

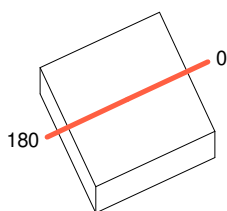
Code 3225-2700K
Name 3225-2700K
Date 13-02-2023

Luminaire Flux	1350 lm	Luminaire Power	15.8 W	Efficacy	85.461 lm/W	Efficiency	100.00%
Source Flux	1350 lm	Maximum value	129.51 cd/klm	Position	C=0.00 G=45.00	CG	Rotosymmetrical
Rectangular Luminaire		Length	450 mm	Width	450 mm	Height	610 mm
Rectangular Luminous Area		Length	450 mm	Width	110 mm	Height	0 mm
Horizontal Luminous Area		0.049500 m2		Emitting area on Plane 180°		0.000000 m2	
Emitting area on Plane 0°		0.000000 m2		Emitting area on Plane 270°		0.000000 m2	
Emitting area on Plane 90°		0.000000 m2		Glare area at 76°		0.011975 m2	
Coordinate system		CG		Symmetry Type		Rotosymmetrical	
Date		13-02-2023		Maximum Gamma Angle		180	
Measurement Distance		0.00		Measurement Flux		1350 lm	
Operator		VIBIA		Rated Voltage			
Temperature				Rated Current			
Humidity				Photocell			
Notes							

Luminaire Sources

Line	Code	Name	Flux [lm]	Pow. [W]	Q.ty
	1x LED STRIP 2700K CC@900mA	1x LED STRIP 2700K CC@900mA	1350.28	15.80	1
C.I.E.	33 65 85 53 100	D DIN 5040	C21		
F UTE	0.53 H + 0.47 T	B NBN	BZ 6		

450mm x 450mm



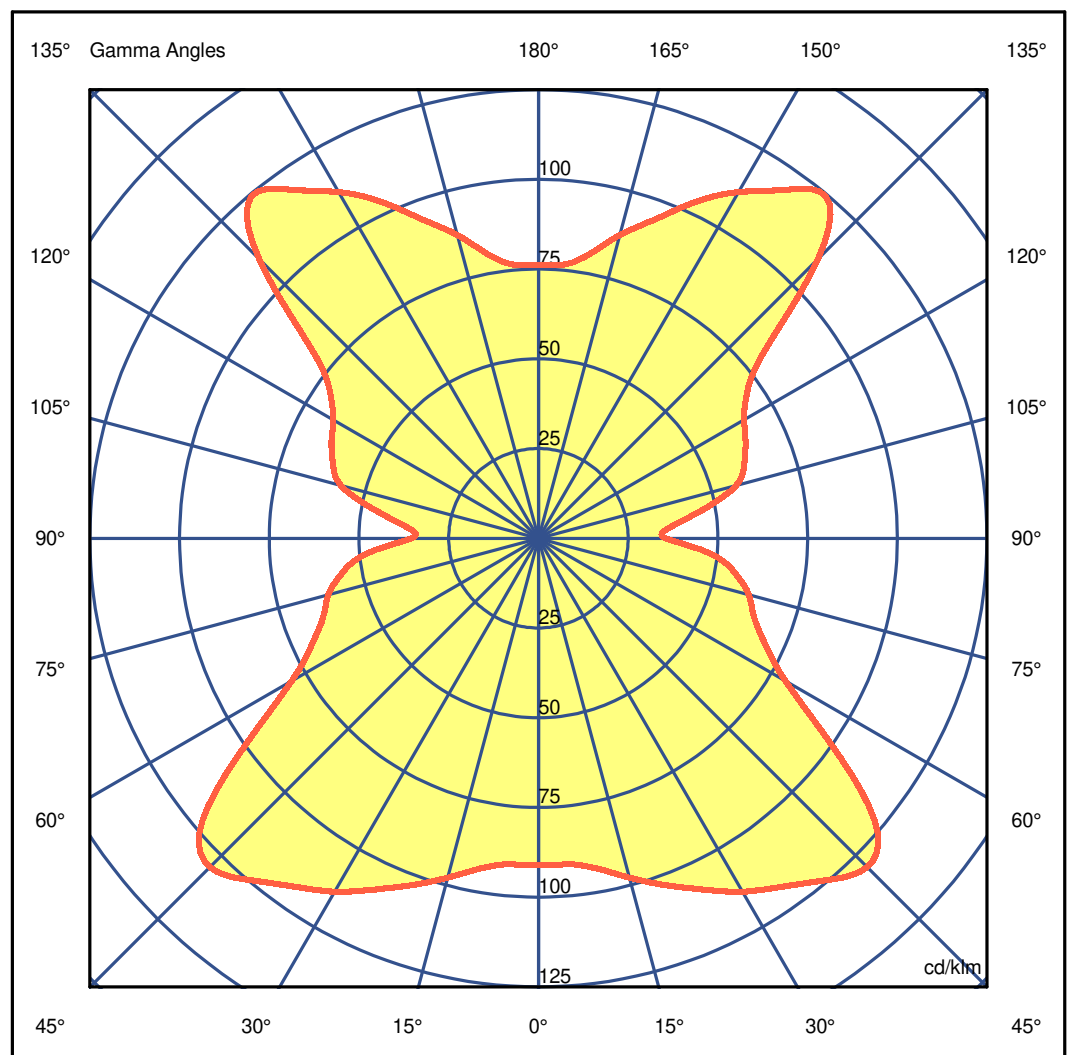
C Halfplanes

180.0 — 0.0

ULOR 46.66 %

DLOR 53.34 %

RN 46.66 %



Luminaire

Code 3225-2700K
Name 3225-2700K
Line DAMA

Measurem.

Code 3225-2700K
Name 3225-2700K
Date 13-02-2023

Luminaire Flux	1350 lm	Luminaire Power	15.8 W	Efficacy	85.461 lm/W	Efficiency	100.00%
Source Flux	1350 lm	Maximum value	129.51 cd/klm	Position	C=0.00 G=45.00	CG	Rotosymmetrical

Luminous Intensity Table cd/klm Table 1/1

C 0.00	
G 0.0	91.09
G 5.0	91.09
G 10.0	93.40
G 15.0	97.84
G 20.0	102.79
G 25.0	107.93
G 30.0	113.68
G 35.0	118.43
G 40.0	124.36
G 45.0	129.51
G 50.0	122.29
G 55.0	99.05
G 60.0	79.39
G 65.0	69.63
G 70.0	63.83
G 75.0	60.64
G 80.0	55.56
G 85.0	48.01
G 90.0	35.41
G 95.0	36.97
G100.0	46.68
G105.0	56.98
G110.0	61.02
G115.0	63.64
G120.0	66.11
G125.0	70.93
G130.0	83.09
G135.0	110.12
G140.0	124.45
G145.0	118.49
G150.0	111.44
G155.0	103.41
G160.0	94.55
G165.0	87.53
G170.0	80.25
G175.0	76.50
G180.0	76.19

Luminaire

Code 3225-2700K
Name 3225-2700K
Line DAMA

Measurement

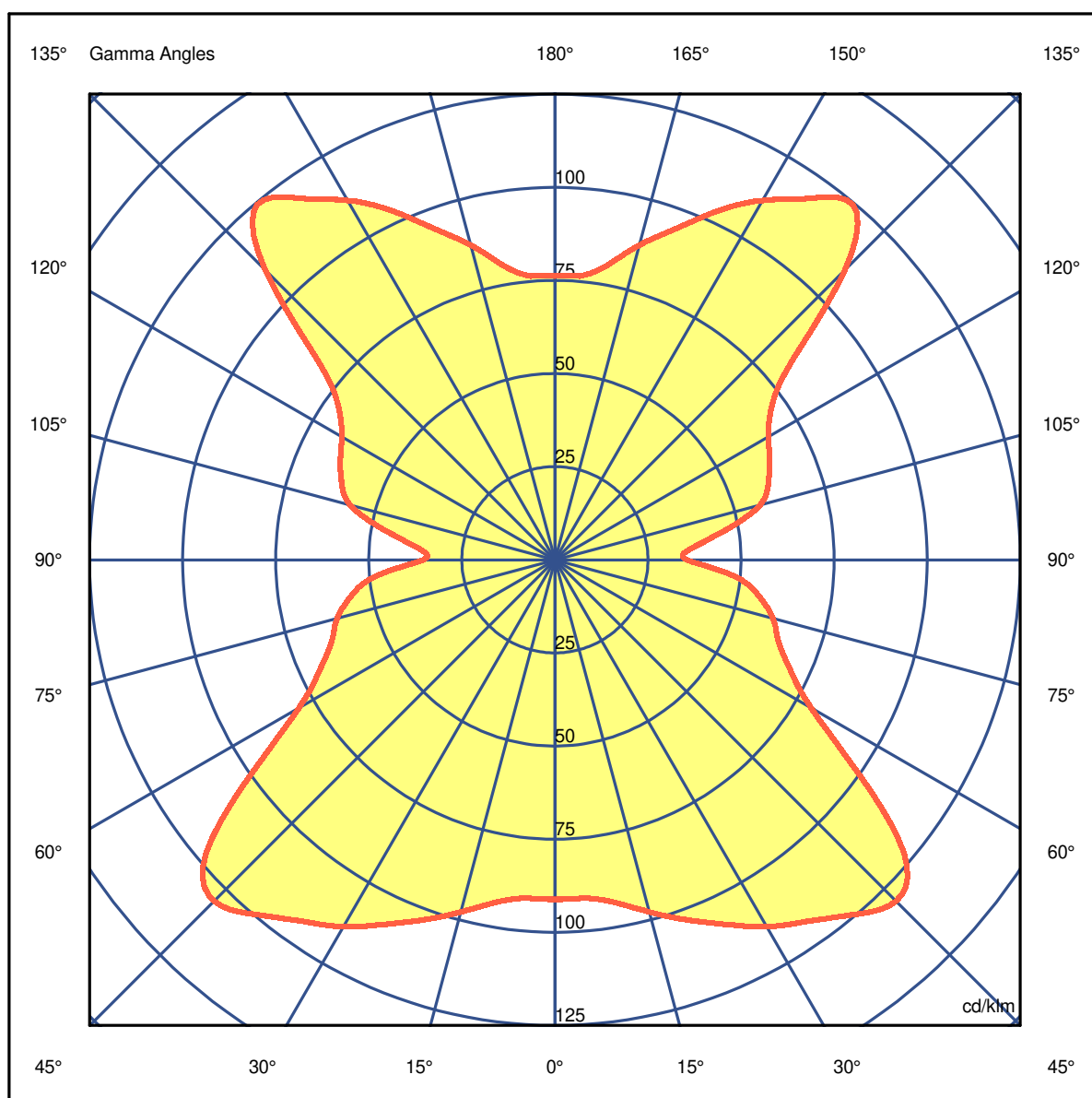
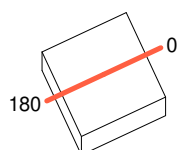
Code 3225-2700K
Name 3225-2700K
Date 13-02-2023

Luminaire Flux	1350 lm	Luminaire Power	15.8 W	Efficacy	85.461 lm/W	Efficiency	100.00%
Source Flux	1350 lm	Maximum value	129.51 cd/klm	Position	C=0.00 G=45.00	CG	Rotosymmetrical

450mm x 450mm

C Halfplanes

180.0 ————— 0.0



Luminaire

Code 3225-2700K
Name 3225-2700K
Line DAMA

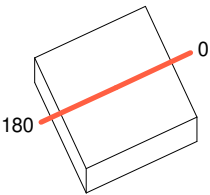
Measur.

Code 3225-2700K
Name 3225-2700K
Date 13-02-2023

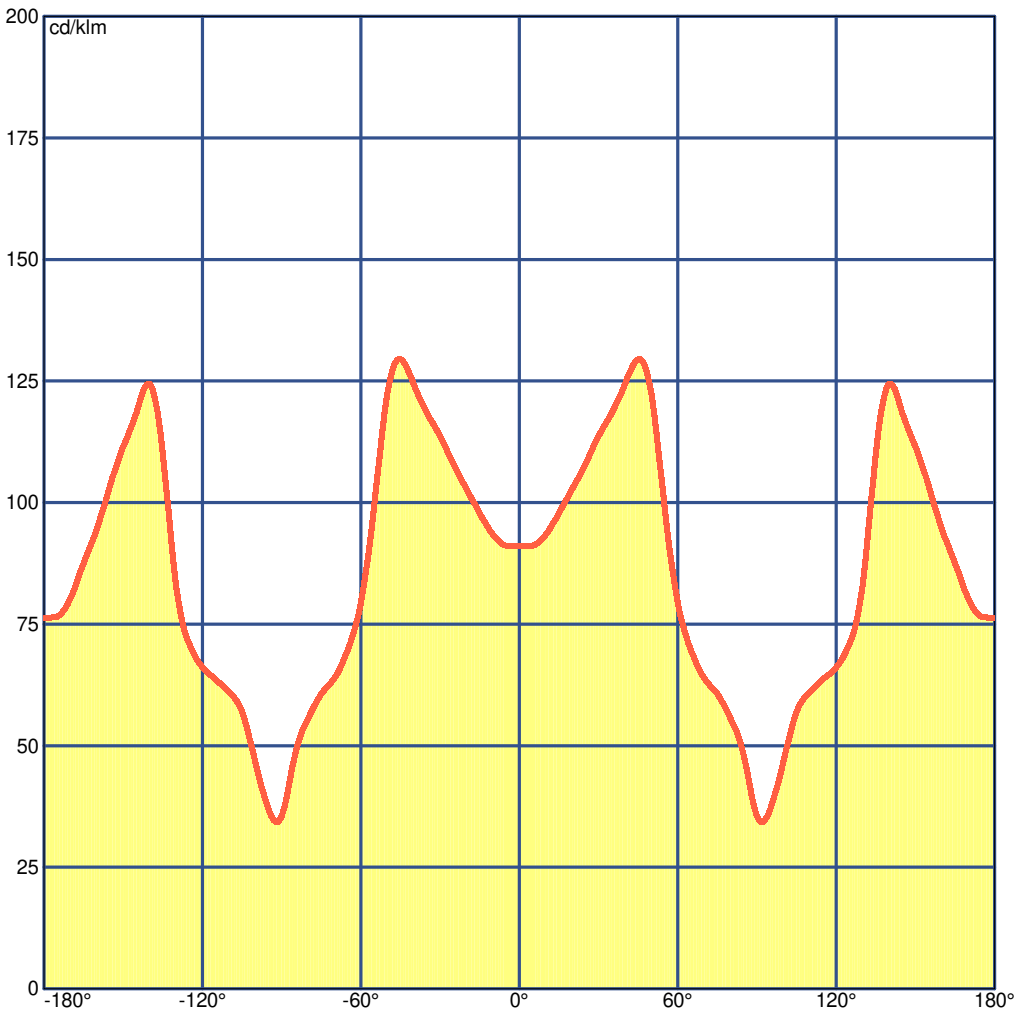
Luminaire Flux	1350 lm	Luminaire Power	15.8 W	Efficacy	85.461 lm/W	Efficiency	100.00%
Source Flux	1350 lm	Maximum value	129.51 cd/klm	Position	C=0.00 G=45.00	CG Rotosymmetrical	

450mm x 450mm

C Halfplanes



180.0  0.0



Luminaire

Code 3225-2700K
Name 3225-2700K
Line DAMA

Measurement

Code 3225-2700K
Name 3225-2700K
Date 13-02-2023

Luminaire Flux	1350 lm	Luminaire Power	15.8 W	Efficacy	85.461 lm/W	Efficiency	100.00%
Source Flux	1350 lm	Maximum value	129.51 cd/klm	Position	C=0.00 G=45.00	CG	Rotosymmetrical

UGR
S = 0.250

Reflectancies										
Ceiling/Cavity	0.7	0.7	0.5	0.5	0.3	0.7	0.7	0.5	0.5	0.3
Walls	0.5	0.3	0.5	0.3	0.3	0.5	0.3	0.5	0.3	0.3
Working Plane	0.2	0.2	0.2	0.2	0.2	0.2	0.2	0.2	0.2	0.2
Room Dimensions										
Room Dimensions	Lateral View					Viewed Endwise				
	x=2H y=2H	x=2H y=3H	x=2H y=4H	x=2H y=6H	x=2H y=8H	x=2H y=12H	x=4H y=2H	x=4H y=3H	x=4H y=4H	x=4H y=6H
	14.9	15.8	15.7	16.7	17.8	14.9	15.8	15.7	16.7	17.8
	16.8	17.6	17.7	18.5	19.7	16.8	17.6	17.7	18.5	19.7
	18.1	18.8	19.0	19.7	20.9	18.1	18.8	19.0	19.7	20.9
	19.5	20.2	20.4	21.2	22.3	19.5	20.2	20.4	21.2	22.3
	20.3	21.0	21.3	22.0	23.1	20.3	21.0	21.3	22.0	23.1
	21.2	21.9	22.2	22.8	24.0	21.2	21.9	22.2	22.8	24.0
	15.4	16.2	16.3	17.1	18.3	15.4	16.2	16.3	17.1	18.3
	17.7	18.3	18.6	19.3	20.5	17.7	18.3	18.6	19.3	20.5
	19.2	19.7	20.1	20.7	21.9	19.2	19.7	20.1	20.7	21.9
	20.8	21.3	21.8	22.3	23.6	20.8	21.3	21.8	22.3	23.6
	21.8	22.2	22.7	23.2	24.5	21.8	22.2	22.7	23.2	24.5
	22.8	23.2	23.8	24.2	25.5	22.8	23.2	23.8	24.2	25.5
	19.7	20.2	20.7	21.2	22.4	19.7	20.2	20.7	21.2	22.4
	21.7	22.1	22.7	23.1	24.3	21.7	22.1	22.7	23.1	24.3
	22.8	23.1	23.8	24.1	25.4	22.8	23.1	23.8	24.1	25.4
	24.0	24.3	25.0	25.3	26.6	24.0	24.3	25.0	25.3	26.6
	19.9	20.3	20.8	21.3	22.5	19.9	20.3	20.8	21.3	22.5
	21.9	22.3	22.9	23.3	24.6	21.9	22.3	22.9	23.3	24.6
	23.1	23.4	24.2	24.5	25.8	23.1	23.4	24.2	24.5	25.8

Luminaire

Code 3225-2700K
Name 3225-2700K
Line DAMA

Measurem.

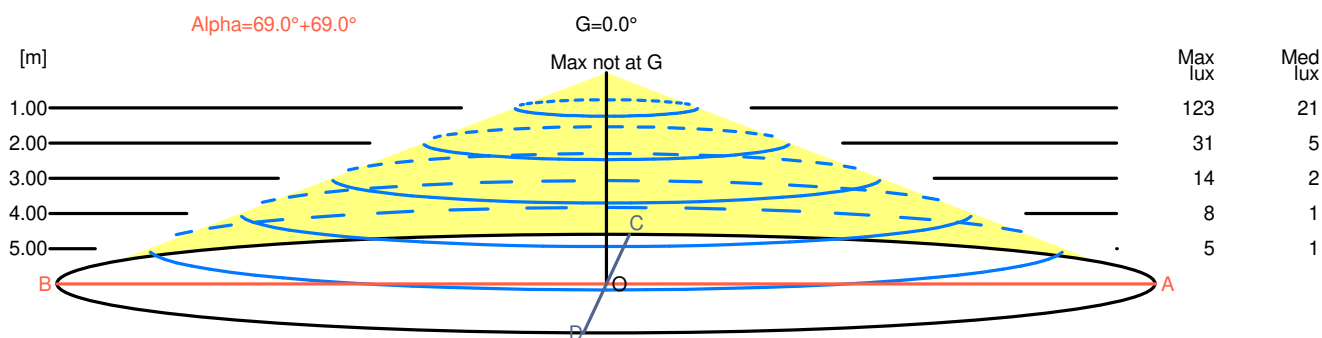
Code 3225-2700K
Name 3225-2700K
Date 13-02-2023

Luminaire Flux	1350 lm	Luminaire Power	15.8 W	Efficacy	85.461 lm/W	Efficiency	100.00%
Source Flux	1350 lm	Maximum value	129.51 cd/klm	Position	C=0.00 G=45.00	CG Rotosymmetrical	

Width at 50.00 % of Max Intensity

H[m]	1.00	2.00	3.00	4.00	5.00	H[m]	1.00	2.00	3.00	4.00	5.00
OA	2.60	5.20	7.80	10.40	13.00	OC	2.60	5.20	7.80	10.40	13.00
OB	2.60	5.20	7.80	10.40	13.00	OD	2.60	5.20	7.80	10.40	13.00

	Luminous Intensities [cd/klm]									
	0	5	15	25	35	45	55	65	75	85
OA	123.00	123.00	132.11	145.73	159.91	174.88	133.75	94.02	81.88	64.82
OB	123.00	123.00	132.11	145.73	159.91	174.88	133.75	94.02	81.88	64.82
OC	123.00	123.00	132.11	145.73	159.91	174.88	133.75	94.02	81.88	64.82
OD	123.00	123.00	132.11	145.73	159.91	174.88	133.75	94.02	81.88	64.82



H[m]	D[m]	Max lux	Med lux	Alpha=69.0°+69.0°	G=0.0 Max not at G
1.00	5.20	123	21		
2.00	10.40	31	5		
3.00	15.60	14	2		
4.00	20.81	8	1		
5.00	26.01	5	1		

Luminaire

Code 3225-2700K
Name 3225-2700K
Line DAMA

Measurem.

Code 3225-2700K
Name 3225-2700K
Date 13-02-2023

Luminaire Flux	1350 lm	Luminaire Power	15.8 W	Efficacy	85.461 lm/W	Efficiency	100.00%
Source Flux	1350 lm	Maximum value	129.51 cd/klm	Position	C=0.00 G=45.00	CG Rotosymmetrical	

Total Flux=1350.28 Luminaire Flux=1350.28

RI	0.60	0.80	1.00	1.25	1.50	2.00	2.50	3.00	4.00	5.00	10.00	20.00
DRR	0.20	0.28	0.35	0.42	0.47	0.56	0.62	0.66	0.72	0.76	0.85	0.91
RC	8	8	7	7	7	7	7	7	7	7	7	8

Zonal Flux per 1000 Lumen

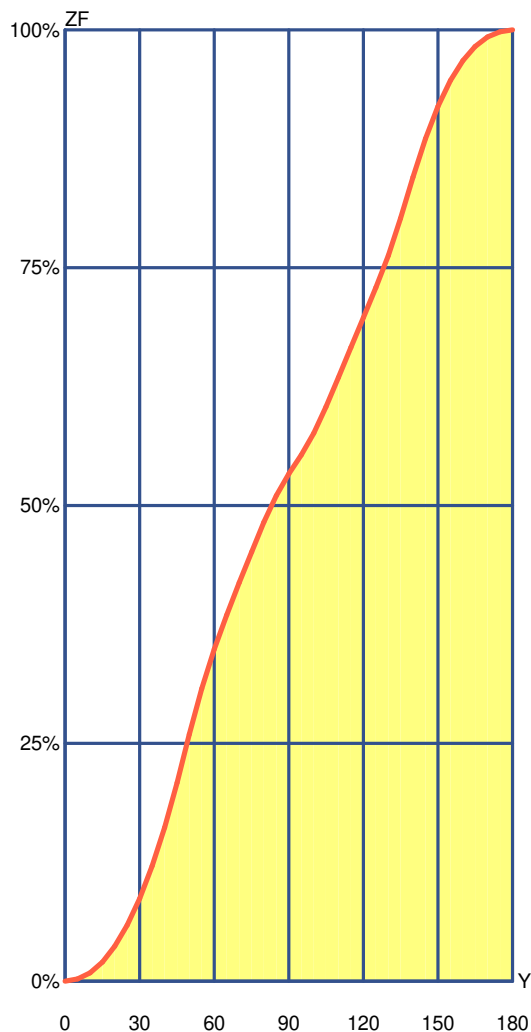
Y°	10	20	30	40	50	60	70	80	90	100	110	120	130	140	150	160	170	180
ZF(Y)	9	37	87	161	259	349	419	482	533	576	635	698	763	845	920	968	993	1000

CIE Flux Codes

33 65 85 53 100

C.I.E. 8/8/7/7/7/7/7/7/7/8
D DIN 5040 C21
F UTE 0.53 H + 0.47 T
B NBN BZ 6
RN 46.66190 %
BLF 1.0

LOR 100.00000 %
ULOR 46.66190 %
DLOR 53.33810 %
UFF 46.66190 %
DFF 53.33810 %
FFR 87.48325 %



Zonal Flux				
Gamma °	Flux	Sum lm	Flux [%]	Sum [%]
0°	0.00	0.00	0.00 %	0.00 %
5°	2.18	2.18	0.22 %	0.22 %
10°	6.60	8.78	0.66 %	0.88 %
15°	11.34	20.12	1.13 %	2.01 %
20°	16.53	36.66	1.65 %	3.67 %
25°	22.10	58.76	2.21 %	5.88 %
30°	28.04	86.80	2.80 %	8.68 %
35°	34.18	120.98	3.42 %	12.10 %
40°	40.51	161.49	4.05 %	16.15 %
45°	47.01	208.49	4.70 %	20.85 %
50°	50.88	259.37	5.09 %	25.94 %
55°	48.13	307.50	4.81 %	30.75 %
60°	41.25	348.75	4.12 %	34.87 %
65°	36.23	384.98	3.62 %	38.50 %
70°	33.79	418.77	3.38 %	41.88 %
75°	32.54	451.31	3.25 %	45.13 %
80°	31.09	482.40	3.11 %	48.24 %
85°	28.14	510.54	2.81 %	51.05 %
90°	22.84	533.38	2.28 %	53.34 %
95°	19.82	553.20	1.98 %	55.32 %
100°	22.73	575.93	2.27 %	57.59 %
105°	27.74	603.67	2.77 %	60.37 %
110°	30.84	634.51	3.08 %	63.45 %
115°	31.57	666.08	3.16 %	66.61 %
120°	31.54	697.62	3.15 %	69.76 %
125°	31.68	729.30	3.17 %	72.93 %
130°	33.49	762.79	3.35 %	76.28 %
135°	39.04	801.83	3.90 %	80.18 %
140°	43.43	845.26	4.34 %	84.53 %
145°	40.53	885.80	4.05 %	88.58 %
150°	33.86	919.66	3.39 %	91.97 %
155°	27.19	946.85	2.72 %	94.68 %
160°	20.76	967.61	2.08 %	96.76 %
165°	15.01	982.61	1.50 %	98.26 %
170°	9.95	992.57	1.00 %	99.26 %
175°	5.61	998.17	0.56 %	99.82 %
180°	1.83	1000.00	0.18 %	100.00 %

Luminaire

Code 3225-2700K
Name 3225-2700K
Line DAMA

Measurem.

Code 3225-2700K
Name 3225-2700K
Date 13-02-2023

Luminaire Flux	1350 lm	Luminaire Power	15.8 W	Efficacy	85.461 lm/W	Efficiency	100.00%
Source Flux	1350 lm	Maximum value	129.51 cd/klm	Position	C=0.00 G=45.00	CG	Rotosymmetrical

Isolux (Floor)

Luminaire position X=0.00m Y=0.00m Z=2.50m

