

# PANTOP Ø18 PORTABLE LAMP

## Assembly Instruction



## Before you get started



Read the entire manual  
before mounting

**Charging:** Charging time: 6h, light hours at max. setting: 8h. Fully charge the battery before the first use. A small red LED light on the side indicates charging; a green LED means it is fully charged. Disconnect the charger once fully charged. Charge the lamp indoors. Do not leave unattended when charging. Old batteries are replaceable by a professional; disconnect the lamp from the charger before disassembly. Use only official LG Battery, model INR18650MH1 Li-Ion battery 3.70V 3200 mAh. Dispose of the old battery according to the local regulations.

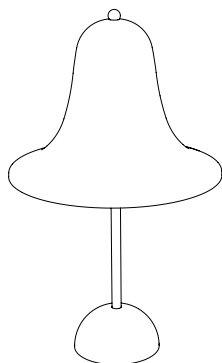
**Usage:** The luminaire can be used outdoors but should be stored indoors.

**Cleaning:** Turn off the lamp. Wipe off dust with a dry, soft cloth. If needed, clean with a soft cloth dampened in lukewarm water with a mild detergent without abrasives, solvents, alcohol or acid. Water must have evaporated before the lamp is switched on again.

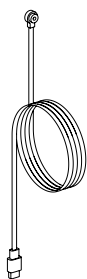
**Safety:** If the lamp, cable or battery is damaged (e.g., swelling, cracks, leakage), it feels hot or emits unusual odors stop using immediately. This product contains a lithium-ion battery. Improper handling may cause fire, explosion or injury, handle with care. Verpan A/S will not take any responsibility for accidents that occur due to replacing the original parts with an incorrect battery or light source.

**Specifications:** 3W LED board, 2700 K, CRI >80, IP44, Class III.

**Box contains:**



1.



2.

**You will also need:**



USB-A SELV charger  
5V  $\equiv$  2A

**When replacing an old battery  
you will also need:**

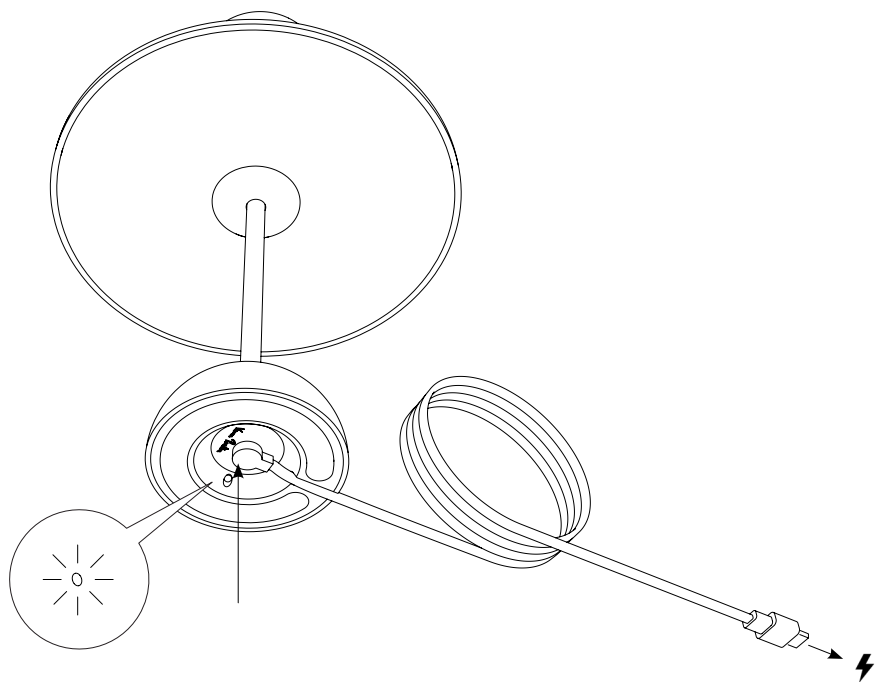


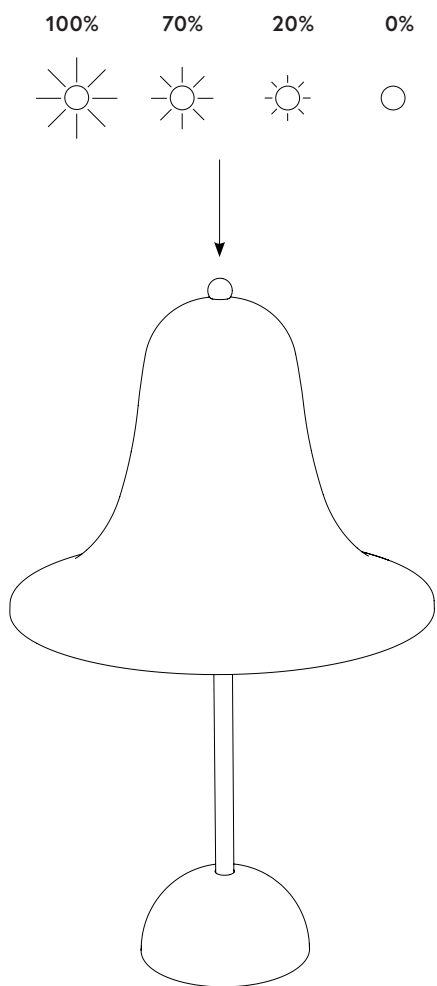
New Battery: 18650,  
3100mah, 3.7V, 1.47wh.



Philips  
Screwdriver

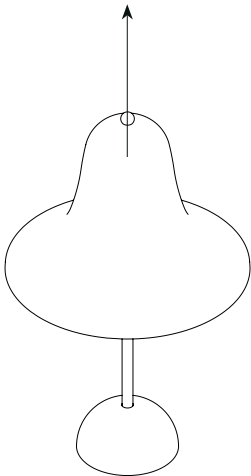

1



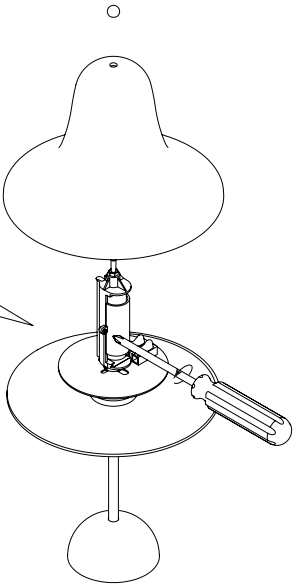
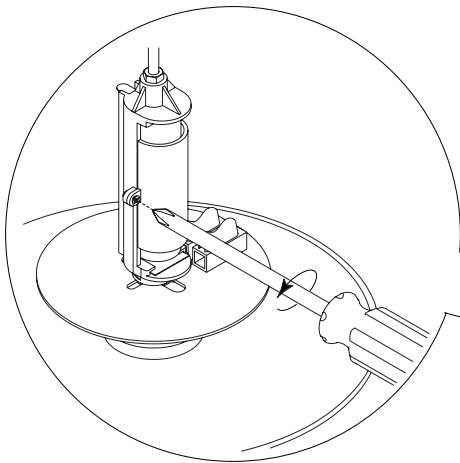


Replacing an old battery.

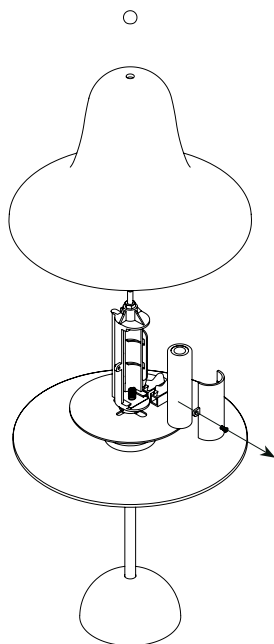
1



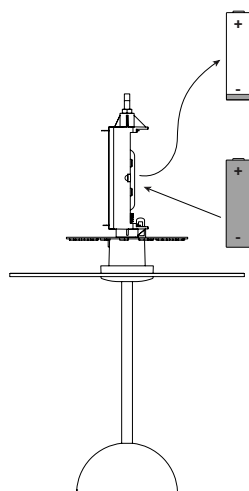
2



3



4





Egeskovvej 29 | 8700 Horsens | Denmark  
info@verpan.com | verpan.com

Supplier fsc  
logo is placed  
here. Black  
with no  
background  
width: 17mm