


# VINCENT SHEPPARD



## SAYA COLLECTION

PRODUCT DATA SHEET



SET ROUND



SET OVAL



SET CONIC

SAYA

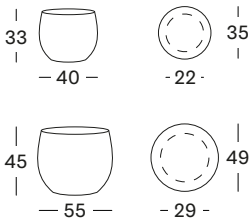
handcrafted ceramic, traditionally fired with slight variations in color and texture possible

COLOURS



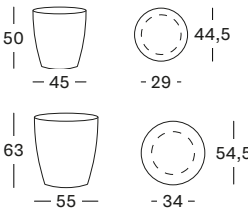
TERRACOTTA

DIMENSIONS



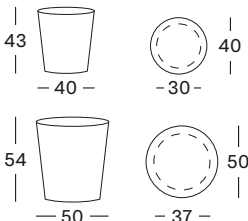
SET ROUND

small	height	40 cm
	width	33 cm
large	height	55 cm
	width	45 cm



SET OVAL

small	height	45 cm
	width	50 cm
large	height	55 cm
	width	63 cm



SET CONIC

small	height	40 cm
	width	43 cm
large	height	50 cm
	width	54 cm

VARIANTS

	ITEM CODE	FINISH	PACKAGE DIMENSION (cm/inch)		CBM (m³/ft³)		WEIGHT (kg/lb)	
set round	GF001T001	terracotta	62 x 59 x 52	24 x 23 x 20	0.19	6.71	38	84
set oval	GF002T001	terracotta	62 x 59 x 70	24 x 23 x 28	0.256	9.04	55	121
set conic	GF003T001	terracotta	56 x 53 x 61	22 x 21 x 24	0.181	6.39	47	104

## **MAINTENANCE AND CARE**

---

- Drainage

It is essential to drain off any excess water in the pots to prevent waterlogging, which can lead to root rot. Ensure that there is a good drainage system in place for any pots left outside. Covering drain holes with a layer of broken bricks, clay pellets, or coarse gravel can facilitate proper drainage.

- Elevation

When positioning the pots on a flat surface, it is advisable to raise them off the ground using pot feet or similar supports. This elevation helps prevent water accumulation underneath the pots and reduces the risk of damage caused by freezing temperatures.

- Protection from frost

Although the Saya Collection is durable, it is recommended to store the pots in a frost-free covered area during the winter months. This precautionary measure helps to prolong the lifespan of the pots and ensures their continued beauty and functionality.

- Controlled watering

Placing planted pots underneath a roof or in a sheltered area can help control the quantity of water added to them, reducing the risk of water freezing inside the pot walls and causing damage.

- Variations in color and texture

Due to the handmade process and traditional firing techniques, slight variations in color and texture may occur among the pots in the Saya Collection. Embrace these natural variations as they add to the authenticity and charm of each piece.

By following these maintenance and care instructions, you can ensure that your Saya Collection plant pots remain in optimal condition, enhancing the beauty of your outdoor spaces for years to come. Elevate your outdoor oasis with the timeless design and enduring quality of the Saya Collection by Vincent Sheppard.