

INSTALLATION INSTRUCTION

Table Lamp

TL-W251315

WAC

CAUTION:

- Suitable for general outdoor use.
- Do not submerge in water.
- This product is not a toy and is not designed for use by children.
- Do not place on hot surfaces.
- For safety reasons and under the terms of the warranty, the enclosed device should not be opened (except for replacing the batteries).
- Risk of fire, or burn. Do not short circuit, crush, heat above 60° C, incinerate, disassemble the batteries.

WARNING:

All parts must be used as indicated in these instructions. This product is designed for use only with the supplied parts and/or accessories designated for use by WAC. Substitution of parts or accessories not designated for use with this product by WAC could result in personal injury or property damage, and will void the warranty. Contact an authorized dealer or the manufacturer if any parts are damaged or missing.

MAINTENANCE NOTE:

Coastal conditions may cause mineral and residue build-up on the fixture. We recommend that customers in coastal areas clean all external surfaces of the fixture once every two weeks with a wet cloth.

MISE EN GARDE:

- Convient pour une utilisation générale en extérieur.
- Ne pas plonger dans l'eau.
- Ce produit n'est pas un jouet et n'est pas conçu pour une utilisation par les enfants.
- Ne pas placer sur des surfaces chaudes.
- Pour des raisons de sécurité et selon les termes de la garantie, l'appareil fermé ne doit pas être ouvert (sauf pour le remplacement des batteries).
- Risque d'incendie ou de brûlure. Ne pas court-circuiter, écraser, chauffer au-dessus de 60° C, incinérer, démonter les batteries..

ATTENTION:

Toutes les pièces doivent être utilisées comme indiqué dans ces instructions. Ce produit est conçu pour être utilisé seulement avec les pièces et/ou accessoires fournis pour être utilisés avec les produits WAC. Remplacer des pièces ou accessoires non conçus pour ce produit pourrait causer des dommages corporels ou matériels et pourrait également causer l'annulation de la garantie. Veuillez contacter un revendeur autorisé ou le fabricant si des pièces manquent ou sont endommagées.

NOTE D'ENTRETIEN:

Les conditions côtières peuvent causer une accumulation de minéraux et de résidus sur le luminaire. Nous recommandons

HARDWARE

A



Adapter
Qty: 1

B



USB Charging Cable
Qty:1

wacighting.com

Phone (800) 526.2588

Fax (800) 526.2585

Headquarters/Eastern Distribution Center

44 Harbor Park Drive

Port Washington, NY 11050

South East Distribution Center

1600 Distribution Ct

Lithia Springs, GA 30122

Central Manufacturing Facility

1700 South J Elmer Freeway

Suite 100

Cedar Hill, TX 75104

Western Distribution Center

1750 Archibald Avenue

Ontario, CA 91761

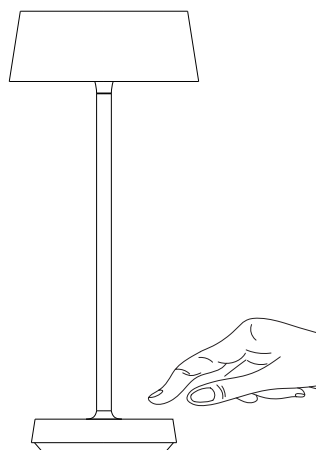
INSTALLATION INSTRUCTION

Table Lamp

TL-W251315

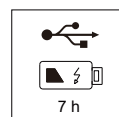
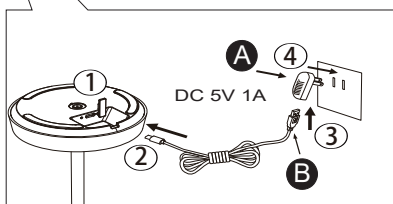
WAC

Table Lamp Packing List

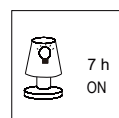


Short touch: on/off
long touch: stepless dimming.

Indicator light will be orange when battery is charged, will change to green when fully charged



The battery will be full after being charged 7 hours.



The lamp can work 7 hours at the brightest light when the battery is full.

General Use:

1. Connect the base and the lamp pole in the direction shown in the figure, and finally connect the lamp holder to ensure that the connection is tight.
2. Charger: INPUT AC100-240V 50/60Hz; OUTPUT 5Vdc- 1A.
3. Ensure the battery is fully charged before using the lamp for the first time.
4. Charge the product regularly to prevent the battery from being fully depleted.
5. When cleaning the lamp, use a soft, dry cotton cloth to avoid scratching the surface.
6. Avoid using abrasive or corrosive cleaners on the lamp's surface to prevent damage or corrosion.
7. Do not place the lamp near high-temperature materials for extended periods, as this could pose a fire hazard.
8. Do not dispose of the product with household waste. Please dispose of electronic products in accordance with local regulations.

Feature:

1. Control: The lamp features a touch switch and press and hold for stepless dimming.
2. Dimming Function: Stepless dimming, allowing brightness adjustment from 10% to 100%.
3. Color Temperature Options: 2700K.
4. Green Indicator Light: Indicates that the battery is fully charged.
5. Orange Indicator Light: Indicates that the battery is currently charging.

1. Switch :	Touch Button	4. Battery :	3.7V,4000mAh
2. Rated Power :	2.9W	5. Color Temperature :	2700K
3. Working Time :	7+Hours		

waclighting.com

Phone (800) 526.2588

Fax (800) 526.2585

Headquarters/Eastern Distribution Center

44 Harbor Park Drive

Port Washington, NY 11050

South East Distribution Center

1600 Distribution Ct

Lithia Springs, GA 30122

Central Manufacturing Facility

1700 South J Elmer Freeway

Suite 100

Cedar Hill, TX 75104

Western Distribution Center

1750 Archibald Avenue

Ontario, CA 91761