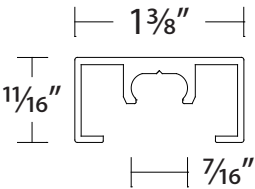


X TRACK

12V Outdoor Track System



Fixture Type:

Catalog Number:

Project:

Location:

DESCRIPTION

An outdoor track lighting system robustly designed not just to brighten spaces, but to transform them. Crafted for both residential retreats and sophisticated commercial environments, this system blends modern engineering with artistic allure—turning every evening into an experience.

FEATURES

- Supplied with mounting hardware, one pair of joiners, and one end cap
- Requires 10-gauge landscape lighting cable for installation (sold separately)
- Field cuttable
- 5 Year warranty

ORDER NUMBER

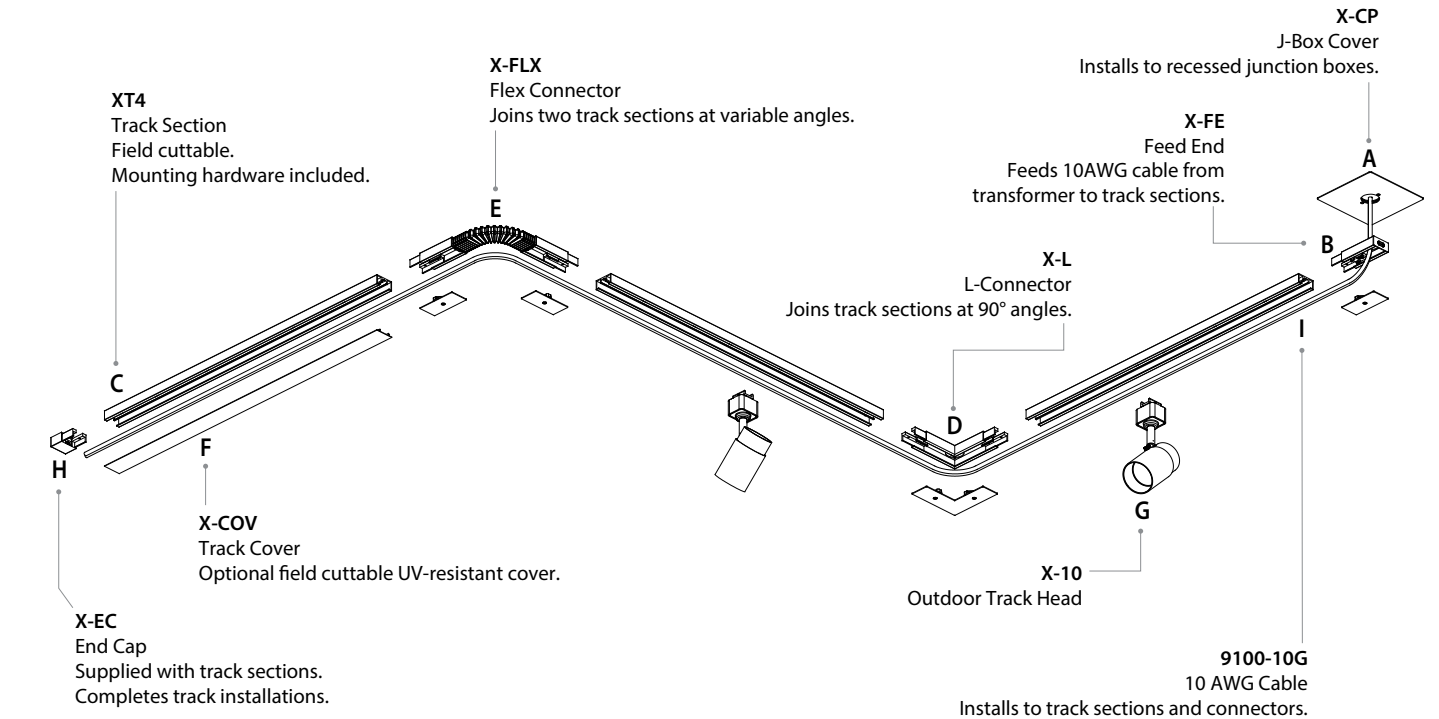
Model	Length	Finish
XT	4 4ft	BK Black
	8 8ft	WT White

Each section includes:

- Mounting hardware
- (1) Pair of joiners
- (1) End cap

Example: XT4-BK

SAMPLE LAYOUT




wacighting.com	Headquarters, East Manufacturing Facility	South East Manufacturing Facility	Central Manufacturing Facility	West Manufacturing Facility
Phone (800) 526.2588	44 Harbor Park Drive	1600 Distribution Ct	1700 South J Elmer Freeway, Ste 100	1750 S Archibald Ave
Fax (800) 526.2585	Port Washington, NY 11050	Lithia Springs, GA 30122	Cedar Hill, TX 75104	Ontario, CA 91761


X TRACK

12V Outdoor Track System








CABLE		Model	Finish
	10 AWG Low Voltage Landscape Cable Determine the distance from the transformer to the end of the track run to select the appropriate cable length	9100-10G 100ft 9250-10G 250ft	BK Black



Example: **9100-10G-BK** See wire specsheet for compatible alternatives by others

TRANSFORMERS		Model	Finish
	12V Magnetic Transformer (Outdoor) Select appropriate transformer based on total system wattage	9075-TRN 9150-TRN 9300-TRN 9600-TRN	SS Stainless Steel

Example: **9300-TRN-SS**

CONNECTORS		Model	Finish
	Feed End Side or top knockouts used to feed direct wiring to outdoor track sections A canopy plate is required if feeding from a junction box	X-FE	BK Black WT White
	L-Connector Joins two track sections at 90° Top knockout may be used to feed direct wiring to track sections A canopy plate is required if feeding from a junction box	X-L	BK Black WT White
	Flex Connector Joins two track sections at variable angles Can be used as transition from wall-to-wall, wall-to-ceiling, or ceiling-to-ceiling	X-FLX	BK Black WT White
	End Cap Additional End Cap Use at end of track run to complete the installation	X-EC	BK Black WT White
	Joiner Additional Joiner Joins two track sections	X-JOIN	BK Black WT White

Example: **X-FE-BK**

OTHER ACCESSORIES		Model	Finish
	J-Box Cover Covers a standard 4" junction box Can be used with Feed End or L-Connector	X-CP	BK Black WT White
	Track Cover Pack of two 4ft lengths May be field cut	X-COV	BK Black WT White

Example: **X-COV-WT**