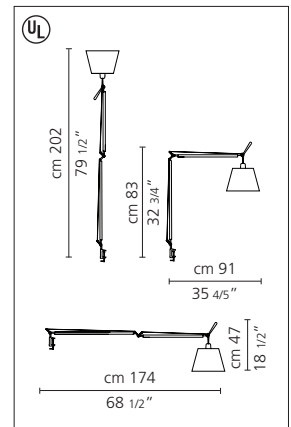


# Tolomeo mega clamp

Michele De Lucchi, Giancarlo Fassina 2005

Clamp mounted luminaire for adjustable direct and diffused incandescent or halogen task lighting.

- fully adjustable, articulated arm body structure in extruded, brilliant, natural anodized aluminum
- joints, tension control knobs, and mountings in polished die-cast aluminum, support cables in stainless steel
- diffuser with aluminum frame, available in parchment paper or in pale grey satin and polycarbonate fiber blend
- clamp in die-cast aluminum -max opening 2¾" (7 cm)
- dimmer on cord



Tolomeo mega clamp

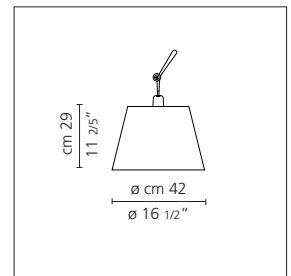
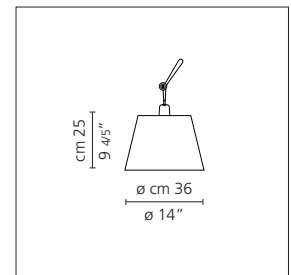
incandescent source

- 1x150W (E26/A21).....

or

halogen source

- 1x150W (E26/T10).....



parchment paper



grey fiber

