

# Direct End Power Feed Canopies

700MOP\_CD\_

1.7



## SPECIAL INSTALLATION

### GENERAL PRODUCT INFORMATION:




This fixture is intended to be installed utilizing NEC compliant junction boxes with a minimum depth of 2".

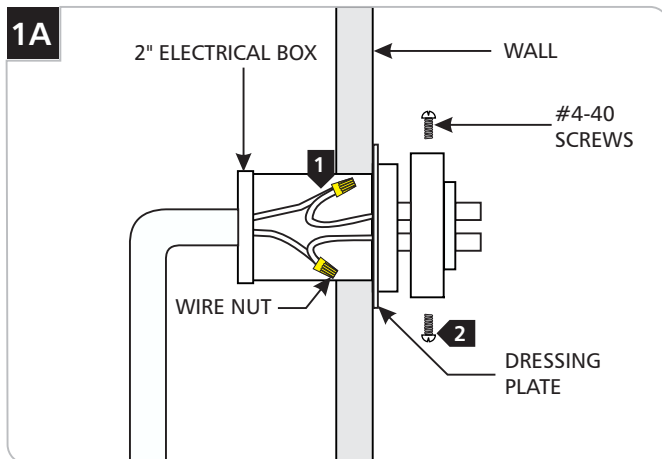
Minimum volume of the junction box must be 6 cubic inches (98 cubic centimeter).

This product is suitable for indoor dry locations only.

**NOTE:** The remote transformer should be installed prior to these steps. Refer to the instructions provided with the remote transformer.



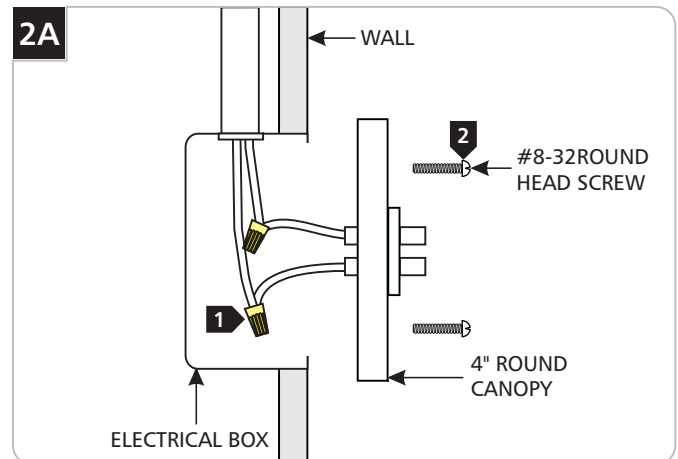
## Install the 2" Square Power Feed Canopy



**NOTE:** 2" Electrical box should be installed prior to these steps. Refer to the instructions provided with the 2" electrical box.

- 1** Connect the power feed canopy wires to the low voltage wires coming from the remote transformer in the 2" electrical box with wire nuts.
- 2** Mount the 2" square canopy to the 2" electrical box with the two #4-40 screws.

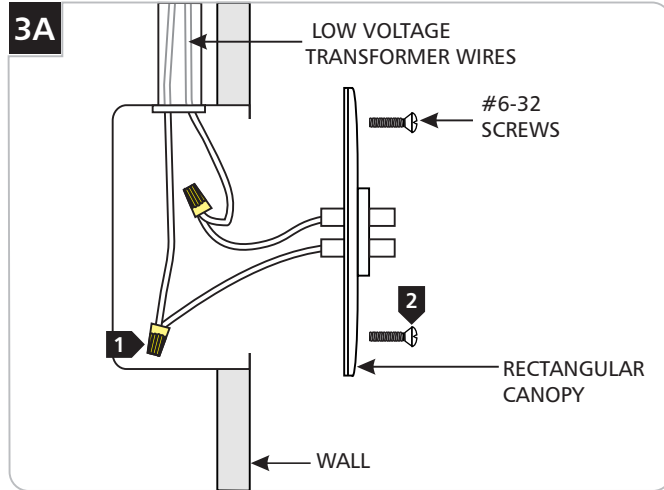
## Install the 4" Round Power Feed Canopy



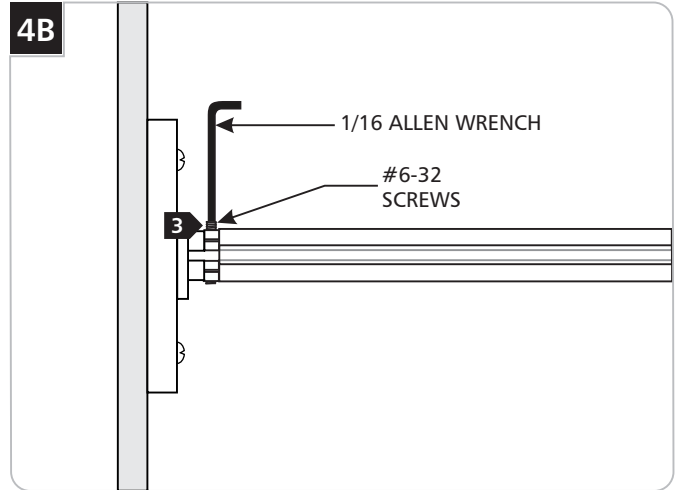
- 1** Connect the power feed canopy wires to the low voltage wires coming from the remote transformer in the electrical box with wire nuts.
- 2** Mount the 4" round power feed canopy to the electrical box with the two #8-32 screws.

**NOTE:** Use the provided universal round crossbar when the canopy holes do not line up with the electrical box holes.

## Install the Rectangular Power Feed Canopy

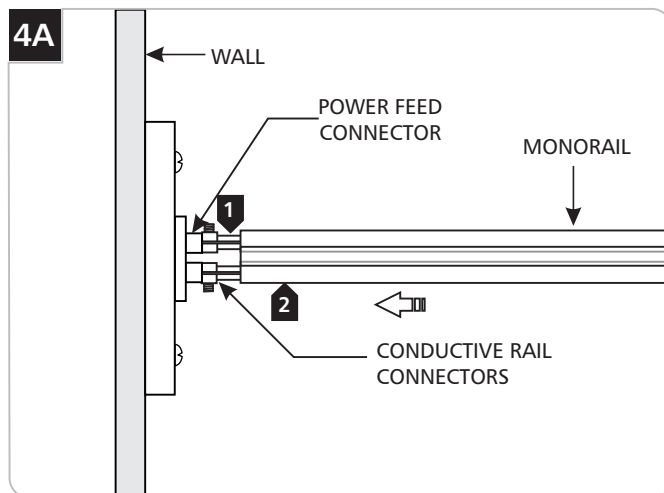


- 1** Connect the power feed canopy wires to the low voltage wires coming from the remote transformer in the electrical box with wire nuts.
- 2** Mount the rectangular power feed canopy to the electrical box with the two #6-32 screws.



- 3** Tighten the #6-32 set screws on the conductive connectors with the provided 1/16 Allen wrench.

## Connecting the MonoRail to the Power Feed Canopy



- 1** Insert the conductive rail joiners into the power feed connectors.
- 2** Push the MonoRail completely onto the conductive connectors.

**SAVE THESE INSTRUCTIONS!**



**TECH LIGHTING®**

7400 Linder Ave, Skokie, IL 60077  
847.410.4400

[www.techlighting.com](http://www.techlighting.com)

© 2016 Tech Lighting, L.L.C. All rights reserved. The "Tech Lighting" graphic is a registered trademark of Tech Lighting, L.L.C. Tech Lighting reserves the right to change specifications for product improvements without notification.  
A Generation Brands Company