

# PH 3/2 PENDANT

The fixture is designed based on the principle of a reflective three-shade system, which directs the majority of the light downwards. The shades are made of mouth-blown opal three-layer glass, which is glossy on top and sandblasted matt on the underside, giving a soft and uniform light distribution.



## Poul Henningsen

The very influential Danish designer, architect, writer, and cultural critic, Poul Henningsen (1894-1967), has had a huge impact on Danish thinking and design. His legacy is an integrated part of Louis Poulsen's endeavor to shape light.



Restaurant  
Kadeau



American Heart Institute

## Product info

### Mounting

Suspension type: Cable 3x0,75mm<sup>2</sup>. Canopy: Yes. Cable length: 3m.

### Finish

Brass metallised, black metallised or high lustre chrome plated. White opal glass.

### Materials

Shades: Mouth-blown white opal glass. Suspension: Brass metallised, black metallised or high lustre chrome plated, brass.

### Sizes and weights

Width x Height x Length (mm) | 285 x 242 x 285 Max 1.4 kg

### Class

Ingress protection IP20. Electric shock protection I w. ground.

### Specification notes

The innovation of light sources is ongoing. Consequently we only inform about the max. wattages. On [www.louispoulsen.com](http://www.louispoulsen.com) we update a list of recommendable light sources.

### Light source

1x75W E27



## Related products



PH 3/2 Table



PH 3/2 Wall



PH 3/2 Academy



## Product variants

Colour	Cable type	Light source
<ul style="list-style-type: none"> <li>Black metallised</li> </ul>	Black fabric cord	1x75W E27
<ul style="list-style-type: none"> <li>Brass metallised</li> </ul>	White fabric cord	
<ul style="list-style-type: none"> <li>High lustre chrome plated</li> </ul>		

# Product description

Suspended glass luminaire.  
Iconic design.  
Part of a wide family of multiple sizes.

---

## Mounting

Can be mounted on 4" octagonal junction box (USA only)

---

## Light description

Glare free, symmetric distribution.

---

## Design

Poul Henningsen

---

## Material

Shades: opal, mouth-blown glass, 2mm (0.08") thick, sandblasted interior for diffuse light distribution.  
Stem of brass in high lustre or black chrome above glass.  
Socket: Porcelain, medium base for A-19, frosted envelope lamps.  
Socket position is adjustable to allow correct lamp position and fixture illumination.  
Canopy: 5.3" diameter x 0.9" tall cone of spun aluminum.

---

## Weight

Min: 1.428 kg Max: 1.434 kg

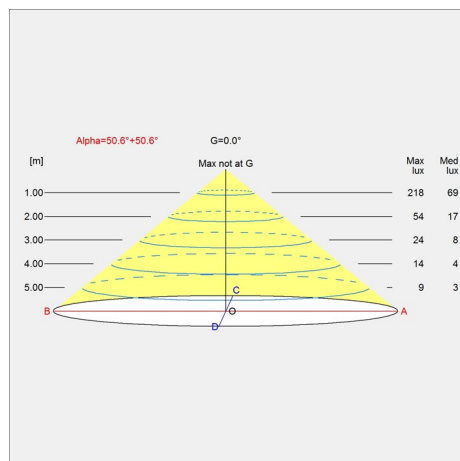
---

## Finish

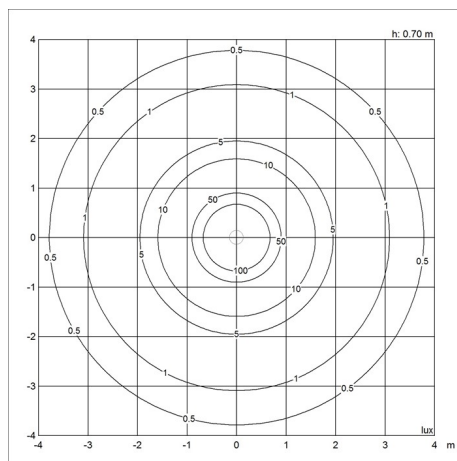
Black metallised, Brass metallised, High lustre chrome plated

# Light distribution diagrams

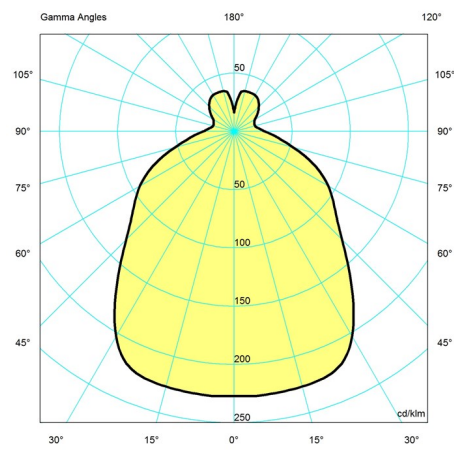
## Cartesian



## Isolux



## Polar



## Spare parts & accessories

Product	Variant number
Canopy White 2-part tophat ®	5749329034
Canopy Black 2-part tophat®	5749329021
Finger screw MCP M3X11 (3pcs) lower	5744611158
PH 3/2 middle shade glass	5741481598
PH 3/2 lower shade glass	5741481608
PH 3/2 pendant top shade glass	5741085091
PH 3-2, suspension chrome V2	5741097539
PH 3-2, suspension 75W E27 black PVD V2	5741097568
PH 3-2, susp 75W E27 brass PVD V2	5741100154
Finger screw brass M3X11 (3pcs) lower	5744611297