


PH 4½-4 GLASS PENDANT

The fixture is designed based on the principle of a reflective three-shade system, which directs the majority of the light downwards. The shades are made of mouth-blown opal three-layer glass, which is glossy on top and sandblasted matt on the underside, giving a soft and uniform light distribution.



Poul Henningsen

The very influential Danish designer, architect, writer, and cultural critic, Poul Henningsen (1894-1967), has had a huge impact on Danish thinking and design. His legacy is an integrated part of Louis Poulsen's endeavor to shape light.



Product info

Mounting

Suspension type: Cable 3x0,75mm² & wire. Canopy: Yes. Cable length: 3m.

Finish

High lustre chrome plated. White opal glass.

Materials

Shades: Mouth-blown matt white opal glass. Anti-glare disc: Purple, spun aluminium. Suspension: High lustre chrome plated, extruded aluminium.

Sizes and weights

Width x Height x Length (mm) | 450 x 410 x 450 Max 5.0 kg

Class

Ingress protection IP20. Electric shock protection I w. ground.

Specification notes

The innovation of light sources is ongoing. Consequently we only inform about the max. wattages. On www.louispoulsen.com we update a list of recommendable light sources.

Light source

1x70W E27



Related products



PH 4½-3½ Glass Table



PH 4½-3½ Glass Floor

Product variants

Light source

1x70W E27

Product description

Suspended glass luminaire.
Iconic design.
Part of a wide family of multiple sizes.

Mounting

Can be mounted on 4" octagonal junction box. (USA only)

Light description

Glare free, symmetric distribution.

Design

Poul Henningsen

Material

Shades: opal, mouth-blown glass, 2mm (0.08") thick, top-most shade sandblasted interior for diffuse light distribution.
Stem of high lustre chrome plated aluminum above glass.
Struts: chrome plated cast brass.
Internal reflectors of spun aluminum, 2mm (0.08") thick, lilac wet painted.
Socket: Porcelain, medium base for A-21, frosted envelope lamps.
Socket position is adjustable to allow correct lamp position and fixture illumination.
Canopy: 5.3" diameter x 0.9" tall cone of spun aluminum.
Cable: black PVC coated, 12 ft. (USA)

Weight

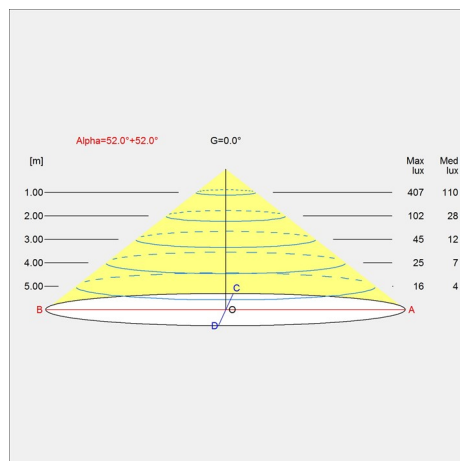
4.997

Finish

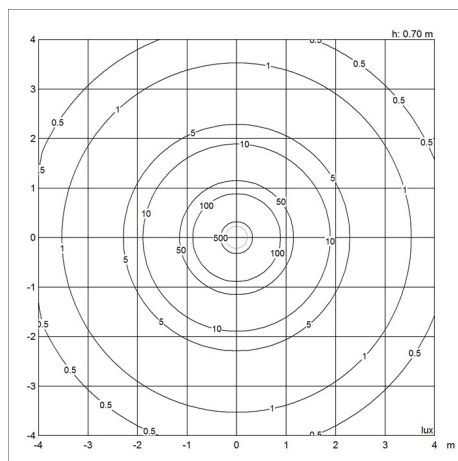
High lustre chrome plated

Light distribution diagrams

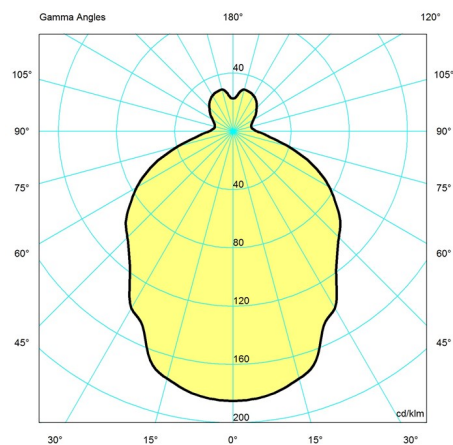
Cartesian



Isolux



Polar



Spare parts & accessories

Product

Canopy Black 2-part tophat®
 PH 4½-4 glass Pendant top shade
 PH 4½-4 glass Pendant middle shade
 PH 4½-4 glass Pendant lower shade
 PH 4½-4 glass Pendant lower bowl
 Finger screw MCP M3X11 (3pcs) lower

Variant number

5749329021
 5741481200
 5741481213
 5741481226
 5741481239
 5744611158